

Dayananda Sagar College of Science, Arts, Commerce, Management, Infotech & Microbiology
Balance Sheet as at : 31st March 2020

138

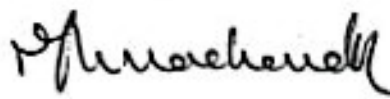
(Figures in Rs)


Particulars	Note.No	As at 31st March 2020	As at 31st March 2019
1	2	3	4
I. CAPITAL FUND AND LIABILITIES			
(1) Reserves and Surplus -			
(a) General Fund	1	87,64,21,569	80,03,74,928
(2) Current Liabilities			
(a) Payables	2	27,98,590	14,82,257
(b) Other Current Liabilities	3	99,43,401	97,64,494
(c) Short - Term Provisions	4	30,55,183	30,88,154
TOTAL		89,22,18,743	81,47,09,833
II. ASSETS			
(1) Non - Current Assets			
(a) Fixed Assets			
- Tangible Assets	6	53,17,880	45,97,542
(b) Other Non - Current Assets	7	50,000	50,000
(2) Current Assets			
(a) Cash and Cash Equivalents	8	58,78,127	30,89,412
(b) Short Term Loans and Advances	9	1,02,41,743	42,12,411
(3) Branch / Division	5	87,09,30,993	80,27,60,468
TOTAL		89,22,18,743	81,47,09,833

for Mahatma Gandhi Vidya Peetha Trust


As per our report of even date
 for B.P.Rao & Co.,
 Chartered Accountants
 Firm Reg.No - 003116S


 (Trustee)


 (Trustee)


 (B. Harish Rao)
 Partner
 M.No - 029500

Place: Bengaluru
 Date: 30/12/2020


 Principal,
 Dayananda Sagar College of Arts,
 Science & Commerce
 K.S. Layout, Bangalore - 560 078.

139

Dayananda Sagar College of Science, Arts, Commerce, Management, Infotech & Microbiology

Income and Expenditure Statement for the year ended : 31st March 2020

(Figures in Rs)

Particulars		Note No	Year Ended 31st March 2020	Year Ended 31st March 2019
Income				
I.	Course / Tuition Fees	10	12,99,06,529	11,52,97,168
II.	Other Income	11	79,40,731	82,49,085
III.	Total Income (I + II)		13,78,47,260	12,35,46,253
Expenses				
	- Building Maintenance - Shared		30,00,000	38,00,000
	- Employee Benefits Expense	12	3,59,24,308	3,49,76,489
	- Depreciation and Amortization	6	8,61,321	6,71,691
	- Other Expenses	13	2,20,14,989	1,82,83,167
IV.	Total Expenses		6,18,00,619	5,77,31,347
V.	Excess (Deficit) for the period (III - IV)		7,60,46,641	6,58,14,906

for Mahatma Gandhi Vidya Peetha Trust

As per our report of even date
for B.P.Rao & Co.,
Chartered Accountants
Firm Reg.No - 003116S

(Signature)
(Trustee)

(Signature)
(Trustee)

(Signature)
(B.Harish Rao)
Partner
M.No - 029500



Place: Bengaluru
Date: 30/12/2020

(Signature)
Principal,
Dayananda Sagar College of Arts,
Science & Commerce
K.S. Layout, Bangalore - 560 078.

Note: 1

Reserves and Surplus

(Figures in Rs)

Particulars	As at 31st March 2020	As at 31st March 2019
General Reserve		
Opening Balance	80,03,74,928	73,80,60,022
Add: Excess of Income over Expenditure	7,60,46,641	6,23,14,806
Less: Utilised/ transferred during the year	-	-
Closing Balance	87,64,21,569	80,03,74,928
Total	87,64,21,569	80,03,74,928

Note: 2

Payables

(Figures in Rs)

Particulars	As at 31st March 2020	As at 31st March 2019
Total outstanding due to Others (Annexure - I)	27,98,590	14,82,257
Total	27,98,590	14,82,257

Note: 3

Other current liabilities

(Figures in Rs)

Particulars	As at 31st March 2020	As at 31st March 2019
College Deposit (Annexure - II)	21,38,000	33,44,000
Library Deposit (Annexure - III)	16,31,500	22,38,500
Advance Fees	1,87,220	1,14,580
Educational Loan	5,61,677	3,93,008
Exam Remuneration	7,022	73,021
Admission Cancellation	-	5,11,940
Project Guidance Fee MBA	4,65,000	4,63,000
Project Guidance Fee MCA	1,77,600	2,19,400
Project internship Fee MBA (BU)	3,49,270	3,47,250
Scholarship	26,88,541	11,63,771
Red Cross Fees	5,02,800	4,39,200
Exam Fees	-	22,279
Convocation Fees	-	14,446
Excess fee	2,00,278	2,74,343
DSI Faculty Reward Payable	3,26,270	-
DSI Student Reward	6,20,000	-
Statutory Dues:		
Duties & Taxes	1,08,223	1,41,256
GST Payable	-	4,500
Total	99,43,401	97,64,494



191

**Dayananda Sagar College of Science, Arts, Commerce, Management,
Infotech & Microbiology**

Note: 4

Short term provisions

(Figures in Rs)

Particulars	As at 31st March 2020	As at 31st March 2019
Provision for Employee Benefits Provision for other employee benefits (Annexure - IV)	30,55,183	30,88,154
Total	30,55,183	30,88,154

Note: 5

Branch / Division

(Figures in Rs)

Particulars	As at 31st March 2020	As at 31st March 2019
Dayananda Sagar Business Academy	1,23,252	1,23,252
DSCBS	62,24,274	62,26,274
D S C Dental Science	8,160	8,160
DSC Pharmacy	6,628	6,628
D S C Physiotherapy	3,000	3,000
D S C Science, Arts & Commerce	3,07,254	2,61,455
D.S.I. Technology	82,770	82,770
MGVP TRUST	93,87,68,105	86,72,29,358
DSATM 3240 A/C	(12,500)	(12,500)
DSC Biological Science	(2,52,44,410)	(2,52,44,409.55)
DSC Engineering	(55,88,221)	(55,22,389.55)
DSCIL	(4,37,30,320)	(4,03,84,130.00)
D S C Nursing	(17,000.00)	-
Total	87,09,30,993	80,27,60,468



142

Dayananda Sagar College of Science, Arts, Commerce, Management, Infotech & Microbiology

Note: 7

Other Non Current Assets

(Figures in Rs)

Particulars	As at 31st March 2020	As at 31st March 2019
Deposit -IIM(Library)	25,000	25,000
EDI & Nodal Centre	25,000	25,000
Total	60,000	60,000

Note: 8

Cash and cash equivalents

(Figures in Rs)

Particulars	As at 31st March 2020	As at 31st March 2019
Vijaya Bank A/c. 14988	56,78,127	30,89,412
Total	56,78,127	30,89,412

Note: 9

Short-term loans and advances

(Figures in Rs)

Particulars	As at 31st March 2020	As at 31st March 2019
Adv Hemanth Uppalla	7,877	12,845
Savita Trivedi	1,236	5,016
Tuition Fee Receivable	1,01,80,260	33,09,313
Tuition Fee Receivable(Nepal Student)	-	8,06,460
Dr. Venkatesh B R	4,022	1,054
Nagaraj shenoy	37,841	64,729
Adv Suneetha V	6,927	12,994
Narasimha Murthy B R	2,000	-
Adv Sanjay H.R	1,580	-
Total	1,02,41,743	42,12,411



Dayananda Sagar College of Science, Arts, Commerce, Management, Infotech & Microbiology

Note: 10

Revenue from operations

(Figures in Rs)

Particulars	As at 31st March 2020	As at 31st March 2019
Tuition Fees (Annexure - V)	12,88,11,406	11,51,86,415
Arrears in Tuition Fees	10,95,123	1,10,753
Total	12,99,06,529	11,62,97,168

Note: 11

Other Income

(Figures in Rs)

Particulars	As at 31st March 2020	As at 31st March 2019
Recoveries (Fine)	8,75,245	6,20,233
Discontinued student	8,70,896	11,43,680
Interest on Savings Bank Account	2,39,993	1,72,170
Provisional Degree Certificate	51,820	47,250
Misc Income	58,208	14,250
Seminar Workshop	8,88,849	5,28,050
ID Card Fees - MBA, MCA, BCA, BSc & MSc	4,800	4,000
Mediclaim insurance(l)	9,66,720	9,57,400
Unclaimed Deposits (Old)	18,70,000	21,19,990
Uniform fee(l)	21,16,200	18,92,700
Unclaimed Project Guidance (MBA)	-	4,92,000
Unclaimed Project Internship(MBA)	-	2,48,750
Creditors Written Off	-	10,612
Total	79,40,731	82,49,085

Note: 12

Employee Benefit Expense

(Figures in Rs)

Particulars	As at 31st March 2020	As at 31st March 2019
Salary-Management & Information	3,53,40,211	3,41,97,573
ESI-Employer's Contribution	20,010	31,326
PF Administrative Charges	22,344	23,032
Conveyance	15,271	-
Gratuity	2,55,136	4,55,114
PF Employers	2,68,416	2,66,444
Labour Welfare Fund-Employer's Contribution	2,920	3,000
Total	3,59,24,308	3,49,76,489



Handwritten signature

Dayananda Sagar College of Science, Arts, Commerce, Management, Infotech & Microbiology

Note: 13

Other Expenses

(Figures in Rs)

Particulars	As at 31st March	As at 31st March
	2020	2019
Admission & Registration	42,83,567	40,97,600
Advertisement & Publicity	64,680	1,17,404
Affiliation & Registration	15,09,800	20,14,150
PT Renewal Fees	2,500	2,500
Bank Charges	2,468	20,211
Consultancy Charges	93,23,110	70,30,209
Journals & subscriptions	2,03,495	1,16,975
Printing & Stationery	6,44,823	5,58,346
Mediclaime Premium	7,53,940	6,96,297
Exam expenses	1,02,992	1,53,489
Internet & SIS Expenses	39,143	1,24,209
Seminar & Workshop Expenses	10,01,023	11,40,432
Lab Consumables	2,75,526	4,05,257
Newspapers & Periodicals	1,24,555	1,50,155
Membership & Subscription	85,780	14,400
R & M - Equipment	94,193	3,78,388
Uniforms	12,42,361	8,88,705
Rates and taxes	10,327	9,145
Admission Cancellation	77,000	-
Installation Charges	11,000	-
Sports Expenses	45,021	-
Faculty Development Programme	59,951	-
DSI Scholarship	13,60,000	-
DSI Faculty Reward	6,61,270	-
Office Expenses	36,455	-
Conveyance	-	44,199
Corporation Tax	-	1,75,386
Sponsorship Expenses	-	1,18,000
Miscellaneous Expenses	-	27,710
Total	2,20,14,989	1,82,83,167



Dayananda Sagar College of Science, Arts, Commerce, Management, Infotech & Microbiology
Notes forming part of accounts as at March 31/31, 2020

Note: 6
Fixed Assets

(Figures in Rs)

Sl. No	Nature of the Asset	Gross Block		Disposals during the year	As at March 31, 2020	Rate of Dep.	Depreciation Block		Net Block		
		Addition > 180 Days	Addition < 180 Days				On Opening Balance	Addition > 180 Days	Addition < 180 Days	As at March 31, 2020	As at March 31, 2019
A	Tangible										
1	Furniture & Fixtures	77,800	3,33,484	-	29,21,556	0.10	2,51,029	7,788	16,674	26,46,164	25,10,292
2	Computers	1,22,720	79,090	-	2,77,710	0.40	30,120	49,088	15,938	1,62,504	75,300
3	Library Books	2,36,206	3,65,104	-	6,01,310	0.40	94,492	-	73,021	4,33,807	2,36,206
4	Equipments	1,54,810	4,47,971	-	23,78,526	0.15	2,68,362	23,222	33,598	20,55,345	17,76,745
	Total	3,55,410	12,26,249	-	61,79,201		6,41,993	80,098	1,39,231	53,17,880	45,97,542
	Previous year	2,32,629	6,02,033	-	52,69,233		5,39,541	44,707	87,443	45,97,542	42,34,571



Annexure - I
Sundry Creditors

(Figures in Rs)

Particulars	As at 31st March 2020	As at 31st March 2019
Book Paradise	1,42,702	8,400
Balaji Printers	58,559	2,335
Pallavi	4,499	4,499
Prashanth.S	10,800	10,800
RV Cheluvamurthy	6,725	8,048
H.M.Enterprises	2,650	2,650
Sun World Office Needs	8,178	6,178
Alla Agencies	14,595	61,920
Maquare Innotech Solutions Private Limited	4,61,691	2,10,370
M/s Matheji Hardware	4,047	4,047
Printech Corporation	31,350	(15)
R.R.Consultancy	11,059	1,07,127
Santosh Agencies	(39,000)	(39,000)
Tanika Consulting Private Limited	8,64,000	8,48,000
V Terminex Pest Control	12,566	5,546
Way 2 Mint Services	(374)	(374)
Sowmya Flowers	14,917	-
VSP NETWORK SOLUTIONS	15,654	-
Vinutha K	17,100	-
Vinatha B R	9,000	-
Thoughtsol Infotech Pvt Ltd	25,252	-
The BlacBook	4,53,600	-
Surya Industries	65,638	-
INNOVATIVE BUSINESS SOLUTIONS	3	-
Sujatha Patil	1,16,340	-
Sree Veena M R	9,900	-
Manjunatha Interiors	15,134	-
Orient Technologies P.Ltd	39,845	-
Panchanmukhi Art Process	8,820	-
Prompt Compusolutions Pvt Ltd	34,633	-
Ramya K S	9,900	-
Scanfo Systems	15,812	-
Chandrakala.G	1,38,796	-
Adya Techno Solutions	1,003	-
Shalini S (1)	17,100	-
Shri Maruthi Enterprises	13,100	-
Digitrack Scientific Instruments	20,302	-
ISIT Office Space Solutions	1,62,250	-
MGVPT- Canteen	-	3,050
Veena Banaji	-	13,050
AIMA	-	29,000
Shruti	-	28,550
Sapna Book House Pvt Ltd	-	69,880
Pushpanjali S	-	3,150
Maheepati S Jais	-	11,250
Meraj Industries	-	20,650
Gopalappa A	-	12,600
Keerthi Arvind	-	9,900
Nandini.S	-	25,200
Raskitha P	-	14,400
Ashvini Eswara Byrava	-	9,000
BRINDA C	-	9,000
H.M.Muralidhar	-	29,500
Poomima H T	-	18,000
Saima Jabeen	-	9,900
Shobha Girish	-	30,150
Swathi V Hebbar	-	17,100
DSI Tulip Food Court	-	15,876
Kalyani Publishers	-	21,750
Sindhushree M.S	-	15,300
SLV Interior & Furnitures	-	5,440
Sunil Kumar G	-	19,800
Total	27,98,590	14,82,250



Annexure - II
College Deposit

(Figures in Rs)

Particulars	As at 31st March 2020	As at 31st March 2019
College Deposit BA Jou 2011-12	-	30,000
College Deposit BA Journ 2012-2013	50,000	50,000
College Deposit BA(JOUR) 2013-14	48,000	48,000
College Deposit BA(JOUR) 2014-15	40,000	40,000
College Deposit BBM 2011-12 BATCH	-	6,80,000
College Deposit BBM 2012-13 BATCH	6,18,000	6,43,000
College Deposit BBM 2013-14	2,66,000	2,66,000
College Deposit BBM 2014-15	2,98,000	2,98,000
College Deposit BCA 2011-12	-	2,40,000
College Deposit BCA 2012-13	1,84,000	1,84,000
College Deposit BCA 2013-14	1,00,000	1,02,000
College Deposit BCA 2014-15	92,000	96,000
College Deposit Bac Cs 2011-12	-	40,000
College Deposit Bac Cs 2012-13	25,000	25,000
College Deposit Bac Cs 2013-14	24,000	24,000
College Deposit Bac Cs 2014-15	6,000	6,000
College Deposit MBA(Bu) 2011-12 Batch	-	1,00,000
College Deposit MBA(Bu) 2012-13 Batch	1,54,000	1,54,000
College Deposit MBA(BU) 2013-14	42,000	42,000
College Deposit MBA(BU) 2014-15	48,000	48,000
College Deposit MCA(BU) 2011-12	-	85,000
College Deposit MCA(BU) 2012-13	68,000	68,000
College Deposit MCA(BU) 2013-14	10,000	10,000
College Deposit MCA(BU) 2014-15	8,000	8,000
College Deposit Mcom 2012-13	15,000	15,000
College Deposit Mcom 2013-14	16,000	16,000
College Deposit Mcom 2014-15	26,000	26,000
Total	21,38,000	33,44,000



Annexure - III
Library Deposit

(Figures in Rs)

Particulars	As at 31st March 2020	As at 31st March 2019
Library Deposit BA Jour 2011-12	-	18,000
Library Deposit BA Jour 2012-13	30,000	30,000
Library Deposit BA Jour 2013-14	24,000	24,000
Library Deposit BA Jour 2014-15	20,000	20,000
Library Deposit BBA 2016-17	2,000	2,000
Library Deposit BBA 2017-18	1,000	1,000
Library Deposit BBA 2019-2020	11,000	-
Library Deposit BBM 2011-12 BATCH	-	4,06,500
Library Deposit BBM 2012-13 BATCH	3,70,000	3,85,000
Library Deposit BBM 2013-14 BATCH	1,33,000	1,33,000
Library Deposit BBM 2014-15 BATCH	1,50,000	1,50,000
Library Deposit BCA 2011-12	-	1,44,000
Library Deposit BCA 2012-13	1,10,000	1,10,000
Library Deposit BCA 2013-14	50,000	51,000
Library Deposit BCA 2014-15	48,000	48,000
Library Deposit BCA 2017-18	-	1,000
Library Deposit BCA 2018-2019	3,000	3,000
Library Deposit BCA 2019-2020	16,000	-
Library Deposit BCom 2016-17	1,000	2,000
Library Deposit BCom 2017-18	1,000	1,000
Library Deposit BCOM 2019-2020	28,000	-
Library Deposit Bsc Cs 2011-12	-	24,000
Library Deposit Bsc Cs 2012-13	15,000	15,000
Library Deposit Bsc Cs 2013-14	12,000	12,000
Library Deposit Bsc Cs 2014-15	3,000	3,000
Library Deposit MBA(BU) 2011-12 Batch	-	60,000
Library Deposit MBA(BU) 2012-13	87,500	87,500
Library Deposit MBA(BU) 2013-14	37,000	37,000
Library Deposit MBA(BU) 2014-15	24,000	24,000
Library Deposit MBA(BU) 2015-16	15,000	16,000
Library Deposit MBA(BU) 2016-17	4,000	4,000
Library Deposit MBA(BU) 2017-18	30,000	32,000
Library Deposit MBA(BU) 2018-2019	17,000	17,000
Library Deposit MCA 2019-2020	24,000	-
Library Deposit MCA(BU) 2011-12	-	50,500
Library Deposit MCA(BU) 2012-13	36,000	36,000
Library Deposit MCA(BU) 2013-14	22,000	22,000
Library Deposit MCA(BU) 2014-15	4,000	4,000
Library Deposit MCA(BU) 2015-16	7,000	8,000
Library Deposit MCA(BU) 2016-17	2,000	2,000
Library Deposit MCA(BU) 2017-18	9,000	9,000
Library Deposit MCA 2nd Year Lateral 2018-2017	1,000	1,000
Library Deposit MCA (BU) 2018-2019	7,000	7,000
Library Deposit MCA 2019-2020	28,000	-
Library Deposit M.Com 2012-13	9,000	9,000
Library Deposit M.Com 2013-14	9,000	9,000
Library Deposit M.Com 2014-15	14,000	14,000
Library Deposit MCOM 2019-2020	9,000	1,000
Library Deposit MCOM (BU) 2018-2019	1,000	-
Library Deposit Staff 2005-06	4,000	4,000
Library Deposit Staff 2006-07	4,000	4,000
Library Deposit Staff 2007-08	4,000	4,000
Library Deposit Staff 2008-09	1,000	1,000
Library Deposit Staff 2009-10	13,000	13,000
Library Deposit Staff 2010-11	5,000	5,000
Library Deposit Staff 2011-12	8,000	8,000
Library Deposit Staff 2012-13	7,000	7,000
Library Deposit Staff 2013-14	4,000	4,000
Library Deposit Staff 2014-15	3,000	3,000
Library Deposit Staff 2015-16	3,000	3,000
Library Deposit Staff 2017-18	1,000	1,000
Library Deposit Staff 2018-2019	3,000	3,000
Refundable Library and College Deposit	1,000	1,000
Library Deposit Staff 2019-2020	1,47,000	1,47,000
Total	18,31,500	22,38,500



148

Annexure - IV
Provision for Employee Benefits

(Figures in Rs)

Particulars	As at 31st March 2020	As at 31st March 2019
ESI-Employee's Contribution	359	1,075
ESI-Employer's Contribution	1,553	2,919
P.F - Administrative Charges Payable	1,874	1,856
P.F Employees Payable	22,490	22,277
P.F Employers Payable	22,490	22,277
Professional Tax Payable	13,600	14,600
Salary Payable	26,45,917	28,97,600
TDS - Salary Payable	1,41,200	1,25,550
CGST Payable	2,250	-
SGST Payable	2,250	-
Total	30,65,183	30,88,154

Annexure - V
Tuition Fees

(Figures in Rs)

Particulars	As at 31st March 2020	As at 31st March 2019
BCA-I Year Fees	1,09,06,250	1,01,22,500
BCA II Year Fees	97,02,500	84,56,650
B C A III Yr Fees	81,87,150	91,42,500
M.B.A I Year Fees	2,60,12,000	2,04,28,460
MBA II Year Fee	1,97,59,970	1,54,00,000
MCA III Yr Fee	31,50,000	40,31,890
MCA - I Year Fees	22,58,000	15,84,240
MCA II Year Fee	36,58,000	33,39,930
Mcom 1st Year Fees	16,98,000	14,49,540
Mcom 2nd Year Fees	16,69,420	7,01,480
BBA 1st Year Fees	1,32,71,210	1,94,97,925
BBA 2nd Year Fees	1,78,57,500	1,15,66,300
BBA 3rd Year Fees	1,08,81,408	88,05,000
BBA 3rd Year Fees(Nepal Students)	-	6,60,000
Total	12,88,11,406	11,51,86,415



**Dayananda Sagar Degree College
Balance Sheet as at : 31st March 2020**

(Figures in Rs)

Particulars	Note No	As at 31st	As at 31st
		March 2020	March 2019
	2	3	4
I. CAPITAL FUND AND LIABILITIES			
(1) Reserves and Surplus			
(a) General Fund	1	1,41,59,008	1,17,02,338
(2) Current Liabilities			
(a) Payables	2	-	90,040
(b) Other Current Liabilities	3	5,79,754	4,05,828
(3) Branch / Division	4	3,65,087	2,38,286
TOTAL		1,51,03,849	1,24,36,292
II. ASSETS			
(1) Non - Current Assets			
(a) Fixed Assets	5		
- Tangible Assets		5,97,551	7,23,871
(2) Current Assets			
(a) Cash and Cash Equivalents	6	1,45,06,299	1,17,12,421
(b) Other Current Assets			
TOTAL		1,51,03,849	1,24,36,292

for Mahatma Gandhi Vidya Peetha Trust

As per our report of even date
for B.P.Rao & Co.,
Chartered Accountants
Firm Reg.No - 003116S

Hema chandrabh

(Trustee)

Place: Bengaluru
Date: 30/12/2020

Hema chandrabh

(Trustee)

B. Harish Rao

(B. Harish Rao)
Partner
M.No - 029500



[Signature]
Principal
Dayananda Sagar College of Arts,
Science & Commerce
K. S. Layout, Bangalore - 560 079.

Dayananda Sagar Degree College
Income and Expenditure Statement for the year ended : 31st March 2020

(Figures in Rs)

	Particulars	Note No	As at 31st March 2020	As at 31st March 2019
	Incomes			
I.	Course \ Tuition Fees	7	35,09,135	31,83,100
II.	Other Income	8	5,88,976	8,32,334
III.	Salary Grants	8	85,41,810	49,12,527
IV.	Total Income (I + II)		1,06,39,921	89,27,961
	Expenses			
	- Employee Benefits Expense	9	66,85,561	49,25,533
	- Depreciation and Amortization	6	1,26,321	1,80,434
	- Other Expenses	10	13,71,369	13,00,400
V.	Total Expenses		81,83,250	63,86,367
VI.	Excess (Deficit) for the period (III - IV)		24,56,671	25,41,594

for Mahatma Gandhi Vidya Peetha Trust

As per our report of even date
 for B.P.Rao & Co.,
 Chartered Accountants
 Firm Reg.No - 003118S

(Handwritten Signature)

(Trustee)
 Place: Bengaluru
 Date: 30/12/2020

(Handwritten Signature)

(Trustee)

(Handwritten Signature)


(B. Harish Rao)
 Partner
 M.No - 029500

(Handwritten Signature)
Principal
 Dayananda Sagar College of Arts,
 Science & Commerce
 K.S. Layout, Bangalore - 560 078.

190

Dayananda Sagar Degree College

Note: 1

Reserves and Surplus

(Figures in Rs)

Particulars	As at 31st March 2020	As at 31st March 2019
General Reserve		
Opening Balance	1,17,02,338	91,60,744
Add: Excess of Income over Expenditure	24,50,671	25,41,594
Closing Balance	1,41,59,008	1,17,02,338
Total	1,41,59,008	1,17,02,338

Note: 2

Payables

(Figures in Rs)

Particulars	As at 31st March 2020	As at 31st March 2019
Total outstanding due to Others (Annexure - I)	-	90,040
Total	-	90,040

Note: 3

Other current liabilities

(Figures in Rs)

Particulars	As at 31st March 2020	As at 31st March 2019
Family Pension Fund	170	60
Group Insurance	680	17,914
LIC Payable	52,868	18,009
Exam Remuneration & Contingency	1,56,772	-
Excess Fees	20	6,355
Scholarship	2,22,723	2,88,735
Red cross fee	69,700	69,700
Admission Cancelled- Refundable	7,335	3,855
CHIEF MINISTER RELIEF FUND	11,331	-
Professional Tax	2,800	1,000
Megha V	3,855	-
Statutory liabilities		
Duties and taxes	51,500	-
Total	6,79,764	4,05,628



191

Dayananda Sagar Degree College

Note: 4

Branch / Division

(Figures in Rs)

Particulars	As at 31st March 2020	As at 31st March 2019
DSCE	(4,667)	(23,189)
MGVPT	82,500	-
College of Management	3,07,254	2,61,455
Total	3,65,087	2,38,286

Note: 6

Cash and cash equivalents

(Figures in Rs)

Particulars	As at 31st March 2020	As at 31st March 2019
Vijaya Bank Acc. 10004	50,43,569	34,49,888
Vijaya Bank Acc. 10850(Salary grants)	94,62,730	82,62,733
Total	1,45,06,299	1,17,12,421



Dayananda Sagar Degree College
Notes forming part of accounts as at March 31, 2020

Note: 5
Fixed Assets

Sl. No.	Nature of the Asset	Gross Block				Depreciation Block				Net Block		
		As at April 01, 2019	Addition > 180 Days	Addition < 180 Days	Disposals during the year	As at March 31, 2020	Ratio of Depr	On Opening Balance	Addition > 180 Days	Addition < 180 Days	As at March 31, 2020	As at March 31, 2019
A	Tangible	3,34,418	-	-	-	3,34,418	10%	33,442	-	-	3,00,977	3,34,418
(1)	Furniture & Fixtures	-	-	-	-	-	-	-	-	-	-	-
(2)	Computers	1,29,266	-	-	-	1,29,266	40%	51,706	-	-	77,559	1,29,266
(3)	Library Books & Lab	1,95,623	-	-	-	1,95,623	15%	29,343	-	-	1,66,280	1,95,623
(4)	Equipments	43,120	-	-	-	43,120	15%	6,468	-	-	36,652	43,120
(5)	Other Equipments	21,444	-	-	-	21,444	25%	5,381	-	-	16,063	21,444
(6)	Library Software	-	-	-	-	-	-	-	-	-	-	-
	Total	7,23,871	-	-	-	7,23,871	-	1,26,321	-	-	5,97,551	7,23,871
	Previous year	8,47,751	-	-	36,554	8,84,305	-	1,53,120	7,311	1,60,434	7,23,871	6,47,751



Dayananda Sagar Degree College

Note: 7
Course / Tuition Fees (Figures in Rs)

Particulars	As at 31st March 2020	As at 31st March 2019
Tuition Fees	15,26,560	14,36,200
Admission Fees	98,870	1,01,006
BU Sports Fees	5,85,140	5,06,160
Library Fees	56,700	53,200
Medical Fees	24,300	22,800
Other Fees	6,96,195	5,83,052
Reading Room Fees	56,700	53,200
Registration Fees	1,37,800	1,36,458
Student Welfare Fund	40,500	38,000
Sports Fees	56,700	53,200
BU - Processing Fee	1,86,070	1,81,944
Lab Fees	33,800	35,880
Total	35,09,135	31,83,100

Note: 8
Other Income (Figures in Rs)

Particulars	As at 31st March 2020	As at 31st March 2019
Misc. Income	-	66,484
P.D.C. Fees & T.C Fee	37,200	39,400
Interest on SB Account	5,11,948	3,72,888
Identily Card	7,200	3,852
Fine	19,040	12,810
Professional Courses & Certificate Programs	-	2,94,000
BU- NSS Fees A/c	12,880	42,900
Excess Fees -Income	710	-
Total(A)	5,88,976	8,32,334
Salary Grants (B)	65,41,810	49,12,527
Total(A+B)	71,30,786	57,44,861

Note: 9
Employee benefits expense (Figures in Rs)

Particulars	As at 31st March 2020	As at 31st March 2019
Salary and Wages	66,85,561	49,25,533
Total	66,85,561	49,25,533



Dayananda Sagar Degree College

Note: 10
Other expenses

(Figures in Rs)

Particulars	As at 31st	As at 31st
	March 2020	March 2019
Admission & Registration-Bcom	8,61,584	7,84,250
Bank Charges	2,602	7,038
Teachers Welfare Fund	21,250	-
Lab Maintenance	45,465	34,627
Sports Materials	-	43,280
ADMISSION & REGISTRATION -BSC	72,668	83,630
SEMINAR EXPENSES	43,300	-
STUDENT WELFARE FUND	4,500	-
Affiliation Registration Fees	3,20,000	3,47,575
Total	13,71,369	13,00,400



Dayananda Sagar Degree College

Annexure - I
Sundry Creditors

(Figures in Rs)

Particulars	As at 31st March 2020	As at 31st March 2019
Digitrack Scientific Instruments		18,502
M/s Sree Kannika Scientific Supplies Co		16,125
M/s Srivari Book House		30,554
World Sports		18,859
Total		90,040

