

DVV History

HEI Name : DAYANANDA SAGAR COLLEGE OF ARTS SCIENCE AND
COMMERCE

Request Date : 11/05/2018

Number of Clarifications : 18

AISHE ID : C-21191

Response Date : 25/05/2018

Extended ID	Deviation Details and HEI Response	Affected Metrics	Findings of DVV	Response of HEI	Status
1.1	<p>Number of courses offered by the institution across all programs during the last five years</p> <p>HEI Input : 7</p> <p>Recommended Input : 1965</p> <p>Remark : As per the HEI data attached. The should have been signed by the principal but the same is accepted as authenticated.</p>	1.2.1	<p>What has been included by the HEI is the number of the programmes and NOT the courses. The number of courses taught in each program being more than one, the number of courses would be much higher. Please check the glossary at the end of RAF (p147) for definition. The number of courses would be about 05 per semester in ea program</p>	<p>The updated list with program wise is uploaded.</p> <p>Supporting Document : List of Courses.pdf</p>	Changed After Clarification

<p>1.2</p>	<p>Number of self-financed Programs offered by college</p> <p>HEI Input : 5</p> <p>DVV suggested Input: 9</p> <p>HEI clarification Input : 7</p> <p>Recommended Input : 7</p>		<p>The HEI has not given the names of the programme which are self financed. As per the data in the SSR and the affiliation letters of the university along with AICTE letter. The HEI to provide university affiliation authority for MBA and MCA. The HEI has 9 programs for which students took final year univ exam.</p>	<p>The require document is uploaded.</p> <p>Supporting Document : Affiliation Copy_1.2.pdf</p>	<p>HEIs Clarification Accepted</p>
<p>1.3</p>	<p>Number of new programmes introduced in the college during the last five years</p> <p>HEI Input : 0</p>		<p>The HEI has discontinued some of the programmes running earlier. The HEI to provide year wise list of programmes irrespective of the fact that the admission was 0 in them.</p>	<p>The required list of programs documents is uploaded.</p> <p>Supporting Document : List of Programs 1.3.pdf</p>	<p>No Change</p>

2.1

Number of students year-wise during the last five years

HEI Input :

2016-17	2015-16	2014-15	2013-14	2012-13
1734	1948	2298	2396	2498

DVV suggested Input :

2016-17	2015-16	2014-15	2013-14	2012-13
721	756	947	924	935

HEI clarification Input :

2016-17	2015-16	2014-15	2013-14	2012-13
1716	1948	2298	2396	2498

Recommended Input :

2016-17	2015-16	2014-15	2013-14	2012-13
1716	1948	2298	2396	2498

3.4.4
5.1.1
2.2.3
2.2.2
1.2.3
5.1.2
2.3.3
5.1.5
4.2.6
2.1.1
5.1.4
4.3.2
1.3.3

Unauthenticated data with no supporting document. HEI to reconcile and provide programme wise number of students in the year 2016-17 signed by the respective HoD and counter signed by the principal.

The college has provided the data of the total number of students pursuing different programs, DIFFERENT SEMESTERS, during an academic year. The updated details are provided. The required document is uploaded.

HEIs Clarification Accepted

Supporting Document :

[Ext Profile 2.1.pdf](#)

<p>2.2</p>	<p>Number of seats earmarked for reserved category as per GOI/State Govt rule year-wise during the last five years</p> <p>HEI Input :</p> <table border="1" data-bbox="315 268 994 544"> <tr> <td>2016-17</td> <td>2015-16</td> <td>2014-15</td> <td>2013-14</td> <td>2012-13</td> </tr> <tr> <td>170</td> <td>200</td> <td>200</td> <td>195</td> <td>195</td> </tr> </table>	2016-17	2015-16	2014-15	2013-14	2012-13	170	200	200	195	195	<p>2.1.3</p>	<p>As per the HEI data. For an intake of 1012 students per year the value would be around 400.</p>	<p>The college has given input for only PG courses where the admission is based on reservations as per Govt of Karnataka regulations.</p>	<p>No Change</p>										
2016-17	2015-16	2014-15	2013-14	2012-13																					
170	200	200	195	195																					
<p>2.3</p>	<p>Number of outgoing / final year students year-wise during the last five years</p> <p>HEI Input :</p> <table border="1" data-bbox="315 847 994 1123"> <tr> <td>2016-17</td> <td>2015-16</td> <td>2014-15</td> <td>2013-14</td> <td>2012-13</td> </tr> <tr> <td>667</td> <td>681</td> <td>674</td> <td>793</td> <td>736</td> </tr> </table> <p>DVV suggested Input :</p> <table border="1" data-bbox="315 1182 994 1458"> <tr> <td>2016-17</td> <td>2015-16</td> <td>2014-15</td> <td>2013-14</td> <td>2012-13</td> </tr> <tr> <td>703</td> <td>681</td> <td>674</td> <td>793</td> <td>736</td> </tr> </table> <p>HEI clarification Input :</p>	2016-17	2015-16	2014-15	2013-14	2012-13	667	681	674	793	736	2016-17	2015-16	2014-15	2013-14	2012-13	703	681	674	793	736	<p>5.2.1 5.2.2</p>	<p>Since only supporting data available is for the year 2016-17 (2.6.3) the other values cannot be identified. HEI may provide supporting data counter signed by the principal.</p>	<p>The corrected data and report is provided.</p> <p>Supporting Document : 2.3.pdf</p>	<p>HEIs Clarification Accepted</p>
2016-17	2015-16	2014-15	2013-14	2012-13																					
667	681	674	793	736																					
2016-17	2015-16	2014-15	2013-14	2012-13																					
703	681	674	793	736																					

2016-17	2015-16	2014-15	2013-14	2012-13
678	681	674	793	736

Recommended Input :

2016-17	2015-16	2014-15	2013-14	2012-13
678	681	674	793	736

<p>2.4</p>	<p>Total number of outgoing / final year students</p> <p>HEI Input : 544</p> <p>DVV suggested Input: 3587</p> <p>HEI clarification Input : 544</p> <p>Recommended Input : 3562</p> <p>Remark : As per the HEI input in 2.3</p>		<p>The number of outgoing / final year students for 2016-17 itself is 703 as per the data in 2.6.3. The HEI must provide programme wise number of students AND the names of the students for the 2016-17 signed by the principal.</p>	<p>The college has given data for only 2016-17 where the total number of students passed in first attempt in the final year is 544. The DVV suggested value is the sum of all the final year students during 2012-17.</p>	<p>Changed After Clarification</p>					
<p>3.1</p>	<p>Number of teachers year-wise during the last five years</p> <p>HEI Input :</p> <table border="1"> <tr> <td> </td> <td> </td> <td> </td> <td> </td> <td> </td> </tr> </table>							<p>The HEI has provided duplicate names by changing PAN No eg Asst Profs Chandrakala ATSPG6174C and V,</p>	<p>The data provided by the college includes permanent and visiting faculty. The list of permanent faculty for</p>	<p>No Change</p>

2016-17	2015-16	2014-15	2013-14	2012-13
97	118	132	132	120

Rekha MP and Murugesha AQHPLM4728J

the year 2016-17 is enclosed.

Supporting Document :

[2.4.1.pdf](#)

3.2

Number of full time teachers year-wise during the last five years

HEI Input :

2016-17	2015-16	2014-15	2013-14	2012-13
66	69	85	88	95

DVV suggested Input :

2016-17	2015-16	2014-15	2013-14	2012-13
41	60	60	60	60

HEI clarification Input :

2016-17	2015-16	2014-15	2013-14	2012-13
---------	---------	---------	---------	---------

- 2.4.3
- 2.4.1
- 1.1.3
- 6.3.4
- 2.4.2
- 2.2.2
- 4.2.6
- 3.3.5
- 3.3.4
- 6.3.2
- 3.1.2
- 2.3.2
- 2.4.4

The HEI has INTENTIONALLY /otherwise, provided duplicate names by changing PAN No eg Asst Profs Chandrakala ATSPG6174C and V, Rekha MP and Murugesha AQHPLM4728J

The college has not intentionally provided duplicate names as - 1. We have following faculty members with same name a. Mrs. Rekha MP with PAN - AQJPM3315P b. Mrs. Rekha S B, PAN is not available c. Mrs. Rekha Gothe with PAN - ATDPD173D 2. Mr Anthony R, Mrs. Rekha MP, Mr. Murugesha BN and Mrs. Chandrakala G take classes for both PG (MBA) and UG

HEIs Clarification Accepted

Supporting Document :

[2.4.1.pdf](#)

62	69	85	88	95
----	----	----	----	----

Recommended Input :

2016-17	2015-16	2014-15	2013-14	2012-13
62	69	85	88	95

3.3

Number of sanctioned posts year-wise during the last five years

HEI Input :

2016-17	2015-16	2014-15	2013-14	2012-13
86	97	115	120	120

DVV suggested Input :

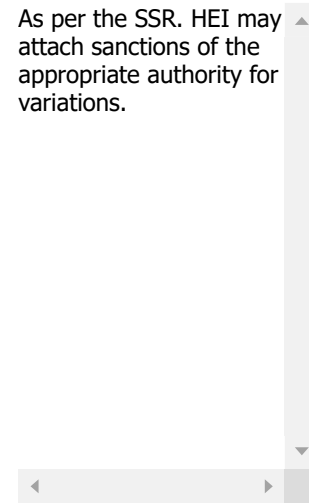
2016-17	2015-16	2014-15	2013-14	2012-13
69	69	69	69	69

HEI clarification Input :

2016-	2015-	2014-	2013-	2012-
-------	-------	-------	-------	-------

2.4.5
2.4.1

As per the SSR. HEI may attach sanctions of the appropriate authority for variations.



HEIs Clarification Accepted

	<div style="border: 1px solid black; padding: 5px; margin-bottom: 10px;"> <table style="width: 100%; text-align: center; border-collapse: collapse;"> <tr> <td style="border: 1px solid black; width: 20px; height: 20px;">17</td> <td style="border: 1px solid black; width: 20px; height: 20px;">16</td> <td style="border: 1px solid black; width: 20px; height: 20px;">15</td> <td style="border: 1px solid black; width: 20px; height: 20px;">14</td> <td style="border: 1px solid black; width: 20px; height: 20px;">13</td> </tr> <tr> <td style="border: 1px solid black; width: 20px; height: 20px; color: blue;">86</td> <td style="border: 1px solid black; width: 20px; height: 20px; color: blue;">97</td> <td style="border: 1px solid black; width: 20px; height: 20px; color: blue;">115</td> <td style="border: 1px solid black; width: 20px; height: 20px; color: blue;">120</td> <td style="border: 1px solid black; width: 20px; height: 20px; color: blue;">120</td> </tr> </table> </div> <p>Recommended Input :</p> <div style="border: 1px solid black; padding: 5px;"> <table style="width: 100%; text-align: center; border-collapse: collapse;"> <tr> <td style="border: 1px solid black; width: 20px; height: 20px;">2016-17</td> <td style="border: 1px solid black; width: 20px; height: 20px;">2015-16</td> <td style="border: 1px solid black; width: 20px; height: 20px;">2014-15</td> <td style="border: 1px solid black; width: 20px; height: 20px;">2013-14</td> <td style="border: 1px solid black; width: 20px; height: 20px;">2012-13</td> </tr> <tr> <td style="border: 1px solid black; width: 20px; height: 20px; color: green;">86</td> <td style="border: 1px solid black; width: 20px; height: 20px; color: green;">97</td> <td style="border: 1px solid black; width: 20px; height: 20px; color: green;">115</td> <td style="border: 1px solid black; width: 20px; height: 20px; color: green;">120</td> <td style="border: 1px solid black; width: 20px; height: 20px; color: green;">120</td> </tr> </table> </div>	17	16	15	14	13	86	97	115	120	120	2016-17	2015-16	2014-15	2013-14	2012-13	86	97	115	120	120				
17	16	15	14	13																					
86	97	115	120	120																					
2016-17	2015-16	2014-15	2013-14	2012-13																					
86	97	115	120	120																					
<p>3.4</p>	<p>Total experience of full-time teachers</p> <p>HEI Input : 627 years</p>	<p>2.4.3</p>	<p>The HEI has INTENTIONALLY provided duplicate names by changing PAN No eg Asst Profs Chandrakala ATSPG6174C and V, Rekha MP and Murugesha AQHPLM4728J</p>	<p>The college has not intentionally provided duplicate names as - 1. We have following faculty members with same name a. Mrs. Rekha MP with PAN - AQJPM3315P b. Mrs. Rekha S B, PAN is not available c. Mrs. Rekha Gothe with PAN - ATDPD173D 2. Mr Anthony R, Mrs. Rekha MP, Mr. Murugesha BN and Mrs. Chandrakala G take classes for both PG (MBA) and UG</p> <p>Supporting Document : 2.4.3.pdf</p>	<p>No Change</p>																				
<p>3.5</p>	<p>Number of teachers recognized as guides during the last five years</p> <p>HEI Input :</p>	<p>3.3.3</p>	<p>The HEI must provide the university letter authorizing the teachers</p>	<p>The list of approved guides with relevant documents are uploaded.</p>	<p>Changed After Clarification</p>																				

	<p>5</p> <p>Recommended Input :</p> <p>2</p> <p>Remark : The HEI has attached one authorization of 2017-18 and ONLY two valid letters of recognition applicable.</p>		<p>by name to act as research guide.</p>	<p>Supporting Document :</p> <p>Four Faculties_guide ship.pdf</p>	
<p>3.6</p>	<p>Number of full time teachers worked in the institution during the last 5 years</p> <p>HEI Input : 35</p> <p>Recommended Input : 143</p> <p>Remark : As per the HEI data</p>	<p>3.1.3</p>	<p>The Metric ID has not been correctly understood by the HEI. To rework and provide lists with date of joining /leaving for all the faculty. Lists to be signed by the principal.</p>	<p>The faculty list is being uploaded.</p> <p>Supporting Document : Faculty List .pdf</p>	<p>Changed After Clarification</p>
<p>4.1</p>	<p>Total number of classrooms and seminar halls</p> <p>HEI Input :</p>	<p>4.1.3</p>	<p>HEI to provide list of ALL the classrooms and seminar halls indicating</p>	<p>The supporting documents are uploaded with required details.</p>	<p>No Change</p>

	<p>43</p>		<p>their Room Number, whether fitted with LCD, LAN and wi/fi. Pictures with geotagging to be provided.</p>	<p>Supporting Document : Classroom with Geo Tagging_4.1.3-.pdf</p>											
<p>4.2</p>	<p>Total Expenditure excluding salary year-wise during the last five years (INR in Lakhs)</p> <p>HEI Input :</p> <table border="1" data-bbox="315 871 994 1147"> <tr> <td>2016-17</td> <td>2015-16</td> <td>2014-15</td> <td>2013-14</td> <td>2012-13</td> </tr> <tr> <td>238.31</td> <td>229.41</td> <td>249.13</td> <td>257.65</td> <td>299</td> </tr> </table>	2016-17	2015-16	2014-15	2013-14	2012-13	238.31	229.41	249.13	257.65	299	<p>4.4.1 4.1.4 7.1.8</p>	<p>The HEI has not provided Audited finance documents. Mere statement of numbers without supporting proof cannot be evaluated. The HEI may produce proof of the expenditure by the means of audited balance sheets and expenditure income statements. These are to be countersigned by the Secy of the Trust and the principal.</p>	<p>The audited statements during the periods 2012-13 to 2016-17 has been uploaded.</p> <p>Supporting Document : 4.1.4.pdf</p>	<p>No Change</p>
2016-17	2015-16	2014-15	2013-14	2012-13											
238.31	229.41	249.13	257.65	299											
<p>4.3</p>	<p>Number of computers</p>	<p>4.3.2</p>	<p>List containing installation of the</p>	<p>The required with invoices and stock</p>	<p>No Change</p>										

	<p>HEI Input : 342</p>		<p>systems, configuration and numbers accompanied by photographs may be attached. The number of computers should be for direct use by the students only. The HEI to provide copy of the stock register signed by the store incharge and counter signed by the principal.</p>	<p>register entries is being uploaded.</p> <p>Supporting Document : Student Computer Ratio 4.3.2.pdf</p>	
<p>4.4</p>	<p>Unit cost of education including the salary component(INR in Lakhs)</p> <p>HEI Input : 39793.79</p> <p>DVV suggested Input: 0.3845</p> <p>HEI clarification Input : No answer change</p> <p>Recommended Input : 0.3845</p>		<p>Since the data in terms of the number of students as well as costs including the salary component is dubious this value would be different. However, based on the values of costs provided by the HEI and the number of students in th current year an estimate has been made.</p>	<p>The college has mistakenly entered the figures as Rs 39793.79. The figures in Lakhs is Rs 0.39</p>	<p>DVV Suggestion Recommended</p>
<p>4.5</p>	<p>Unit cost of education excluding the salary component(INR in Lakhs)</p> <p>HEI Input : 13743.75</p>		<p>Since the data in terms of the number of students as well as costs, including the salary component is dubious this value would</p>	<p>The college has mistakenly entered the figures as Rs 13743.75. The figures in Lakhs is Rs 0.13</p>	<p>Changed After Clarification</p>

DVV suggested Input: 0.3305 HEI clarification Input : No answer change Recommended Input : 0.013305 Remark : As per the HEI response	be different. However, based on the values of costs provided by the HEI and the number of students in the current year an estimate has been made.
---	---

HEI Name : DAYANANDA SAGAR COLLEGE OF ARTS SCIENCE AND COMMERCE

Assignment Date : 23/04/2018

Number of Clarifications : 57

AISHE ID : C-21191

Last Date : 08/05/2018

Metric ID	Deviation Details and HEI Response	Findings of DVV	Response from HEI	Status															
1.1.2	Number of certificate/diploma program introduced during the last five years 1.1.2.1. Number of certificate/diploma programs introduced year-wise during the last five years HEI Input : <table border="1" style="width: 100%; text-align: center;"> <tr> <td>2016-17</td> <td>2015-16</td> <td>2014-15</td> <td>2013-14</td> <td>2012-13</td> </tr> <tr> <td>1</td> <td>1</td> <td>1</td> <td>0</td> <td>0</td> </tr> </table> DVV suggested Input : <table border="1" style="width: 100%; text-align: center;"> <tr> <td> </td> <td> </td> <td> </td> <td> </td> <td> </td> </tr> </table>	2016-17	2015-16	2014-15	2013-14	2012-13	1	1	1	0	0						A course will be up to 20 credits. Each credit will have 15 hours of workload out of which 8 credits should necessarily be assigned to field work/project work/training. Attendance/certificates duly issued and signed by the concerned institutional	1. The SAP Global Certification (Certificate ID- 0014068032) has been introduced during the academic year 2014-15 for MB A students of 2013-15 batch of Bangalore University. 2. The next program Beta-Plus has been introduced during the academic year 2015-16 for MBA students of 2014-16	HEIs Clarification Accepted
2016-17	2015-16	2014-15	2013-14	2012-13															
1	1	1	0	0															

2016-17	2015-16	2014-15	2013-14	2012-13
0	0	1	0	0

HEI clarification Input :

2016-17	2015-16	2014-15	2013-14	2012-13
1	1	1	0	0

Recommended Input :

2016-17	2015-16	2014-15	2013-14	2012-13
1	1	1	0	0

Attached Documents :

[1. Details of the certificate/Diploma programs](#)

1.1.3

Percentage of participation of full time teachers in various bodies of the Universities/ Autonomous Colleges/ Other Colleges, such as BoS and Academic Council during the last five years

1.1.3.1. Number of teachers participating in various bodies of the Institution, such as BoS and Academic Council year-wise during the last five years

HEI Input :

2016-17	2015-16	2014-15	2013-14	2012-13

One Full-time teacher to be counted once irrespective of number of participation. Period of one tenure of membership on any Body to be considered as one count. For example If one teacher is a member of BOS for a tenure of two years, the count should be considered

As per the findings the required data has been uploaded.

Changed After Clarification

3	2	1	0	0
---	---	---	---	---

Recommended Input :

2016-17	2015-16	2014-15	2013-14	2012-13
2	1	1	0	0

Remark :
As per the HEI data attached.

Attached Documents :

1. [Details of participation of teachers in various bodies](#)

Supporting Document:
[BOS Document 1.1.3.pdf](#)

1.2.3

Average percentage of students enrolled in subject related Certificate/ Diploma programs/Add-on programs as against the total number of students during the last five years

1.2.3.1. Number of students enrolled in subject related Certificate or Diploma or Add-on programs year-wise during the last five years

HEI Input :

2016-17	2015-16	2014-15	2013-14	2012-13
1045	1360	1706	1563	1765

DVV suggested Input :

2016-17	2015-16	2014-15	2013-14	2012-13
721	756	947	924	935

A course will be up to 20 credits. Each credit will have 15 hours of workload out of which 8 credits should necessarily be assigned to field work/project work/training. Attendance/ certificates duly issued and signed by the concerned institutional

As per the findings the required data has been uploaded.

HEIs Clarification Accepted

Supporting Document:
[Certificate Program 1.2.3.pdf](#)

HEI clarification Input :

2016-17	2015-16	2014-15	2013-14	2012-13
1045	1360	1706	1563	1765

Recommended Input :

2016-17	2015-16	2014-15	2013-14	2012-13
1045	1360	1706	1563	1765

Attached Documents :

[1. Details of the students enrolled in Subjects related to certificate/Diploma/Add-on programs](#)

1.3.3

Percentage of students undertaking field projects / internships

1.3.3.1. Number of students undertaking field projects or internships

HEI Input :
541

DVV suggested Input :
246

HEI clarification Input :
246

Recommended Input :

The HEI to provide program wise list of the students for the AY 2016-17 signed by the principal.

As per the findings the required data has been uploaded.

DVV Suggestion Recommended

Supporting Document:
[Field Projects 1.3.3.pdf](#)

	<p>246</p> <p>Attached Documents :</p> <p>1. Institutional data in prescribed format</p>			
1.4.1	<p>Structured feedback received from</p> <p>1) Students, 2) Teachers, 3) Employers, 4) Alumni and 5) Parents for design and review of syllabus-Semester wise/ year-wise</p> <p>HEI Input : A. Any 4 of the above</p> <p>DVV suggested Input : E. None of the above</p> <p>HEI clarification Input : A. Any 4 of the above</p> <p>Recommended Input : A. Any 4 of the above</p> <p>Attached Documents :</p>	<p>The HEI has not attached any proof of the feedback system. There is not link to the feedback page on the website of the HEI. Filled forms from at least 10 individuals of each category to be provided.</p>	<p>The link to the feedback obtained is as below : http://dscasciqac16.wixsi.com/stakeholders</p>	HEIs Clarification Accepted
1.4.2	<p>Feedback processes of the institution may be classified as follows:</p> <p>HEI Input : C. Feedback collected and analysed</p> <p>DVV suggested Input : E. Feedback not collected</p> <p>HEI clarification Input : C. Feedback collected and analysed</p> <p>Recommended Input : C. Feedback collected and analysed</p>	<p>The HEI has not attached any proof, report or analysis of the feedback system. There is no link to the feedback page on the website of the HEI.</p>	<p>The college has collected feedback on curriculum from Students, Teachers, Alumni and Parents. The analysis has been uploaded.</p> <p>Supporting Document: Feedback Analysis 1.4.2.pdf</p>	HEIs Clarification Accepted

	Attached Documents :																							
<p>2.1.1</p>	<p>Average percentage of students from other States and Countries during the last five years</p> <p>2.1.1.1. Number of students from other states and countries year-wise during the last five years</p> <p>HEI Input :</p> <table border="1" data-bbox="353 400 1200 647"> <tr> <td>2016-17</td> <td>2015-16</td> <td>2014-15</td> <td>2013-14</td> <td>2012-13</td> </tr> <tr> <td>109</td> <td>169</td> <td>202</td> <td>242</td> <td>264</td> </tr> </table> <p>Attached Documents :</p> <ol style="list-style-type: none"> List of students (other states and countries) Institutional data in prescribed format 	2016-17	2015-16	2014-15	2013-14	2012-13	109	169	202	242	264	<p>The HEI to provide programme wise name list, signed by the principal, of the students from other states and countries. Name of the state/country from which passed the eligibility qualifying exam may be given. Copies of passport of the 2016-17 students</p>	<p>The list of students from other states and countries is enclosed.</p> <p>Supporting Document: List of Other States 2.1.1.pdf</p>	<p>No Change</p>										
2016-17	2015-16	2014-15	2013-14	2012-13																				
109	169	202	242	264																				
<p>2.1.2</p>	<p>Average Enrollment percentage (Average of last five years)</p> <p>2.1.2.1. Number of students admitted year-wise during the last five years</p> <p>HEI Input :</p> <table border="1" data-bbox="353 1054 1200 1302"> <tr> <td>2016-17</td> <td>2015-16</td> <td>2014-15</td> <td>2013-14</td> <td>2012-13</td> </tr> <tr> <td>721</td> <td>756</td> <td>947</td> <td>924</td> <td>935</td> </tr> </table> <p>DVV suggested Input :</p> <table border="1" data-bbox="353 1358 1200 1513"> <tr> <td>2016-17</td> <td>2015-16</td> <td>2014-15</td> <td>2013-14</td> <td>2012-13</td> </tr> <tr> <td></td> <td></td> <td></td> <td></td> <td></td> </tr> </table>	2016-17	2015-16	2014-15	2013-14	2012-13	721	756	947	924	935	2016-17	2015-16	2014-15	2013-14	2012-13						<p>As per the HEI data, 2.1.3 and univ affiliation + AICTE letters. The HEI had not introduced any new program of 1.3 of extended Metric. Only cases of fresh admissions are to be counted.</p>	<p>The college has provided details of both UG and PG admissions for each academic year.</p> <p>Supporting Document: Enrollment List 2.1.2.pdf</p>	<p>HEIs Clarification Accepted</p>
2016-17	2015-16	2014-15	2013-14	2012-13																				
721	756	947	924	935																				
2016-17	2015-16	2014-15	2013-14	2012-13																				

237	290	343	370	343
-----	-----	-----	-----	-----

HEI clarification Input :

2016-17	2015-16	2014-15	2013-14	2012-13
721	756	947	924	935

Recommended Input :

2016-17	2015-16	2014-15	2013-14	2012-13
721	756	947	924	935

2.1.2.2. Number of sanctioned seats year-wise during the last five years

HEI Input :

2016-17	2015-16	2014-15	2013-14	2012-13
1380	1562	2024	2014	2034

DVV suggested Input :

2016-17	2015-16	2014-15	2013-14	2012-13
1012	1012	1012	1012	1012

	<p>HEI clarification Input :</p> <div style="border: 1px solid black; padding: 5px; margin-bottom: 10px;"> <table border="1" style="width: 100%; text-align: center;"> <tr> <td>2016-17</td> <td>2015-16</td> <td>2014-15</td> <td>2013-14</td> <td>2012-13</td> </tr> <tr> <td style="color: blue;">1012</td> <td style="color: blue;">1412</td> <td style="color: blue;">2024</td> <td style="color: blue;">2014</td> <td style="color: blue;">1974</td> </tr> </table> </div> <p>Recommended Input :</p> <div style="border: 1px solid black; padding: 5px;"> <table border="1" style="width: 100%; text-align: center;"> <tr> <td>2016-17</td> <td>2015-16</td> <td>2014-15</td> <td>2013-14</td> <td>2012-13</td> </tr> <tr> <td style="color: green;">1012</td> <td style="color: green;">1412</td> <td style="color: green;">2024</td> <td style="color: green;">2014</td> <td style="color: green;">1974</td> </tr> </table> </div> <p>Attached Documents :</p> <p>1. Institutional data in prescribed format</p>	2016-17	2015-16	2014-15	2013-14	2012-13	1012	1412	2024	2014	1974	2016-17	2015-16	2014-15	2013-14	2012-13	1012	1412	2024	2014	1974			
2016-17	2015-16	2014-15	2013-14	2012-13																				
1012	1412	2024	2014	1974																				
2016-17	2015-16	2014-15	2013-14	2012-13																				
1012	1412	2024	2014	1974																				
<p>2.2.2</p>	<p>Student - Full time teacher ratio</p> <p>Attached Documents :</p> <p>1. Institutional data in prescribed format</p>	<p>HEI has provided incorrect data in terms of the number of teachers.</p>	<p>The updated and verified list of faculty members for last five years is enclosed.</p> <p>Supporting Document: 2.4.1.pdf</p>	<p>No Change</p>																				
<p>2.3.2</p>	<p>Percentage of teachers using ICT for effective teaching with Learning</p>	<p>Please provide a list of the teachers using ICT</p>	<p>The list of faculty using ICT is enclosed and the</p>	<p>No Change</p>																				

	<p>Management Systems (LMS), E-learning resources etc.</p> <p>2.3.2.1. Number of teachers using ICT</p> <p>HEI Input : 15</p> <p>Attached Documents :</p> <p>1. List of teachers (using ICT for teaching)</p>	<p>enabled facility (for teaching and lecturing) along with the subject they use ICT. One ppt each, prepared exclusively by the faculty, may be uploaded on the HEI website and working link provided.</p>	<p>working link is : http://dscasciqac16.wixsi</p> <p>Supporting Document: Faculty Using ICT.pdf</p>	
<p>2.3.3</p>	<p>Ratio of students to mentor for academic and stress related issues</p> <p>2.3.3.1. Number of mentors</p> <p>HEI Input : 60</p> <p>Attached Documents :</p> <p>1. Year wise list of number of students, full time teachers and students to mentor ratio</p>	<p>In view of doubtful data of 2.4.1 and 2.4.3, the number of mentors can not be validated.</p>	<p>The list of faculty members for 2016-17 has been enclosed.</p> <p>Supporting Document: 2.4.1.pdf</p>	<p>No Change</p>
<p>2.4.1</p>	<p>Average percentage of full time teachers against sanctioned posts during the last five years</p> <p>Attached Documents :</p> <p>1. Year wise full time teachers and sanctioned posts for 5 years</p>	<p>The HEI has provided duplicate names multiple number of times. NOT possible to evaluate the data.</p>	<p>The list of faculty members for 2016-17 has been enclosed.</p>	<p>No Change</p>

Supporting Document:
[2.4.1.pdf](#)

2.4.2

Average percentage of full time teachers with Ph.D. during the last five years

2.4.2.1. Number of full time teachers with Ph.D. year-wise during the last five years

HEI Input :

2016-17	2015-16	2014-15	2013-14	2012-13
9	17	18	21	21

Recommended Input :

2016-17	2015-16	2014-15	2013-14	2012-13
9	9	9	9	9

Remark :
 The HEI has not uploaded any data.

Attached Documents :

1. [List of number of full time teachers with PhD and number of full time teachers for 5 years](#)

HEI to provide the list containing the names , Date of joining and date of award of Ph.D for the year 2014-15 and 2016-17 signed by head of HEI

The list of Ph.D awarded during 2014-15, 2015-16, 2016-17 in uploaded.

Changed After Clarification

2.4.3

Teaching experience per full time teacher in number of years

Attached Documents :

1. [List of Teachers including their PAN, designation,dept and experience details](#)

The HEI has INTENTIONALLY provided duplicate names by changing PAN No eg Asst Profs Chandrakala ATSPG6174C and V, Rekha MP and

The college has not intentionally provided duplicate names as - 1. We have following faculty members with same name a. Mrs. Rekha MP with PAN - AQJPM3315P b. Mrs. Rekha S B, PAN is not

No Change

		<p>Murugesha AQHPLM4728J</p>	<p>available c. Mrs. Rekha Gothe with PAN - ATDPD173D 2. Mr Anthonv R. Mrs. Rekha</p> <p>Supporting Document: 2.4.3.pdf</p>																					
<p>2.4.4</p>	<p>Percentage of full time teachers who received awards, recognition, fellowships at State, National, International level from Government, recognised bodies during the last five years</p> <p>2.4.4.1. Number of full time teachers receiving awards from state /national /international level from Government recognised bodies year-wise during the last five years</p> <p>HEI Input :</p> <table border="1" data-bbox="353 625 1200 874"> <tr> <td>2016-17</td> <td>2015-16</td> <td>2014-15</td> <td>2013-14</td> <td>2012-13</td> </tr> <tr> <td>1</td> <td>0</td> <td>1</td> <td>1</td> <td>0</td> </tr> </table> <p>Recommended Input :</p> <table border="1" data-bbox="353 932 1200 1181"> <tr> <td>2016-17</td> <td>2015-16</td> <td>2014-15</td> <td>2013-14</td> <td>2012-13</td> </tr> <tr> <td>0</td> <td>0</td> <td>0</td> <td>0</td> <td>0</td> </tr> </table> <p>Remark : As per the HEI data attached. None of the attachments are eligible</p> <p>Attached Documents :</p> <p>1. Institutional data in prescribed format</p>	2016-17	2015-16	2014-15	2013-14	2012-13	1	0	1	1	0	2016-17	2015-16	2014-15	2013-14	2012-13	0	0	0	0	0	<p>HEI to provide E-copies of awards from state /national /international level from Government recognised bodies year wise during the last five years</p>	<p>The copies of swards received is uploaded.</p> <p>Supporting Document: Awards Recieved.pdf</p>	<p>Changed After Clarification</p>
2016-17	2015-16	2014-15	2013-14	2012-13																				
1	0	1	1	0																				
2016-17	2015-16	2014-15	2013-14	2012-13																				
0	0	0	0	0																				
<p>2.4.5</p>	<p>Average percentage of full time teachers from other States against sanctioned</p>	<p>HEI to provide copy of domicile and scanned</p>	<p>The certificate copies of faculty from other states</p>	<p>No Change</p>																				

	<p>posts during the last five years</p> <p>2.4.5.1. Number of full time teachers from other states year-wise during the last five years</p> <p>HEI Input :</p> <table border="1" style="width: 100%; text-align: center;"> <tr> <td>2016-17</td> <td>2015-16</td> <td>2014-15</td> <td>2013-14</td> <td>2012-13</td> </tr> <tr> <td>18</td> <td>18</td> <td>19</td> <td>18</td> <td>18</td> </tr> </table> <p>Attached Documents :</p> <p>1. List of full time teachers from other state and state from which qualifying degree was obtained</p>	2016-17	2015-16	2014-15	2013-14	2012-13	18	18	19	18	18	<p>copy of degree of teachers for the year 2016-17. HEI to remove duplicated names.</p>	<p>is enclosed.</p> <p>Supporting Document: Faculty Certificates form Other States.pdf</p>	
2016-17	2015-16	2014-15	2013-14	2012-13										
18	18	19	18	18										
<p>2.6.3</p>	<p>Average pass percentage of Students</p> <p>2.6.3.1. Total number of final year students who passed the examination conducted by Institution.</p> <p>HEI Input : 605</p> <p>Recommended Input : 605</p> <p>2.6.3.2. Total number of final year students who appeared for the examination conducted by the institution</p> <p>HEI Input : 703</p> <p>Recommended Input : 689</p> <p>Remark : As per the attached data</p> <p>Attached Documents :</p> <p>1. Institutional data in prescribed format</p>	<p>The HEI must provide programme wise names of the students for the 2016-17 signed by the principal.</p>	<p>The list of students appeared for the final year exams for the year 2016-17 is enclosed.</p> <p>Supporting Document: 2.6.3.pdf</p>	<p>Changed After Clarification</p>										

<p>3.1.1</p>	<p>Grants for research projects sponsored by government/non government sources such as industry ,corporate houses, international bodies, endowment, chairs in the institution during the last five years (INR in Lakhs)</p> <p>3.1.1.1. Total Grants for research projects sponsored by the non-government sources such as industry, corporate houses, international bodies, endowments, Chairs in the institution year-wise during the last five years(INR in Lakhs)</p> <p>HEI Input :</p> <table border="1" data-bbox="353 357 1200 603"> <tr> <td>2016-17</td> <td>2015-16</td> <td>2014-15</td> <td>2013-14</td> <td>2012-13</td> </tr> <tr> <td>.69</td> <td>0</td> <td>0</td> <td>0</td> <td>0</td> </tr> </table> <p>Attached Documents :</p> <p>1.List of project and grant details</p>	2016-17	2015-16	2014-15	2013-14	2012-13	.69	0	0	0	0	<p>The proof to verify the HIE input are missing in the HIE data.</p>	<p>The required document has been uploaded.</p> <p>Supporting Document: Reliance Grant.pdf</p>	<p>No Change</p>
2016-17	2015-16	2014-15	2013-14	2012-13										
.69	0	0	0	0										
<p>3.1.2</p>	<p>Percentage of teachers recognised as research guides at present</p> <p>3.1.2.1. Number of teachers recognised as research guides</p> <p>HEI Input : 5</p> <p>Recommended Input : 02</p> <p>Remark : One Letter is for 2017-18 onwards. Only two more have been attached.</p> <p>Attached Documents :</p> <p>1.Institutional data in prescribed format</p>	<p>The proof to verify the provided HIE input are missing in HIE data.</p>	<p>The approved list of research guides has been uploaded.</p> <p>Supporting Document: Four Faculties guide ship.pdf</p>	<p>Changed After Clarification</p>										
<p>3.3.1</p>	<p>The institution has a stated Code of Ethics to check malpractices and plagiarism in Research</p> <p>HEI Input :</p>	<p>The link provided in HIE data is not valid.</p>	<p>The link is provided as below : http://docs.wixstatic.com</p>	<p>No Change</p>										

Yes

Attached Documents :

1. [Institutional data in prescribed format](#)

Supporting Document:
[CODE OF ETHICS](#)
[_DSCASC.pdf](#)

3.3.4

Number of research papers per teacher in the Journals notified on UGC website during the last five years

3.3.4.1. Number of research papers in the Journals notified on UGC website during the last five years

HEI Input :

2016-17	2015-16	2014-15	2013-14	2012-13
7	4	1	1	3

DW suggested Input :

2016-17	2015-16	2014-15	2013-14	2012-13
7	4	1	1	2

HEI clarification Input :

2016-17	2015-16	2014-15	2013-14	2012-13
7	4	1	1	3

Provided information in the HIE data are mismatch with the HIE input.

The required documents is uploaded.

HEIs Clarification Accepted

Supporting Document:
[BCA MCA PROOF J](#)
[OURNAL_.pdf](#)

Recommended Input :

2016-17	2015-16	2014-15	2013-14	2012-13
7	4	1	1	3

Attached Documents :

[1. List of research papers by title, author, department, name and year of publication](#)

3.4.3

Number of extension and outreach Programs conducted in collaboration with Industry, Community and Non- Government Organizations through NSS/ NCC/ Red Cross/ YRC etc., during the last five years

3.4.3.1. Number of extension and outreach Programs conducted in collaboration with Industry, Community and Non- Government Organizations through NSS/ NCC/ Red Cross/ YRC etc., year-wise during the last five years

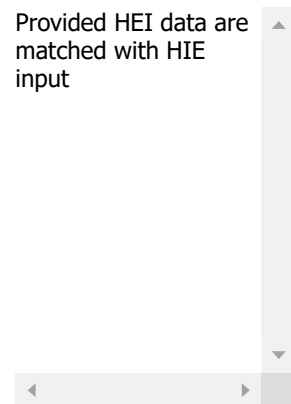
HEI Input :

2016-17	2015-16	2014-15	2013-14	2012-13
2	11	5	3	0

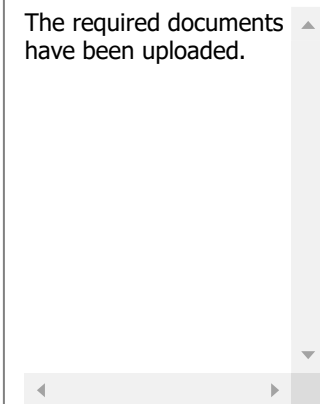
DVV suggested Input :

2016-17	2015-16	2014-15	2013-14	2012-13
1	2	2	1	0

Provided HEI data are matched with HIE input



The required documents have been uploaded.



Supporting Document:
[Extension Activities 3.4.3.pdf](#)

DVV Suggestion Recommended

HEI clarification Input :

2016-17	2015-16	2014-15	2013-14	2012-13
1	2	2	2	0

Recommended Input :

2016-17	2015-16	2014-15	2013-14	2012-13
1	2	2	1	0

Attached Documents :

[1. Number of extension and outreach programs conducted with industry,community etc for the last five years](#)

3.4.4

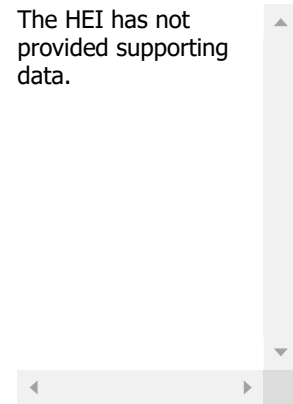
Average percentage of students participating in extension activities with Government Organisations, Non-Government Organisations and programs such as Swachh Bharat, Aids Awareness, Gender Issue, etc. during the last five years

3.4.4.1. Total number of students participating in extension activities with Government Organisations, Non-Government Organisations and programs such as Swachh Bharat, Aids Awareness, Gender Issue, etc. year-wise during the last five years

HEI Input :

2016-17	2015-16	2014-15	2013-14	2012-13
750	600	500	200	150

The HEI has not provided supporting data.



HEIs Clarification Accepted

DVV suggested Input :

2016-17	2015-16	2014-15	2013-14	2012-13
621	600	500	200	150

HEI clarification Input :

2016-17	2015-16	2014-15	2013-14	2012-13
600	600	500	200	150

Recommended Input :

2016-17	2015-16	2014-15	2013-14	2012-13
600	600	500	200	150

Attached Documents :

- [1. Average percentage of students participating in extension activities with Govt. or NGO etc.](#)

3.5.1

Number of linkages for faculty exchange, student exchange, internship, field trip, on-the-job training, research, etc during the last five years

3.5.1.1. Number of linkages for faculty exchange, student exchange, internship, field trip, on-the-job training, research, etc year-wise during the last five years

HEI Input :

Signed proof for verifying the HEI input with HIE data are missing.

The required document is uploaded.

Changed After Clarification

2016-17	2015-16	2014-15	2013-14	2012-13
1	4	2	0	0

Recommended Input :

2016-17	2015-16	2014-15	2013-14	2012-13
0	0	1	0	0

Remark :
No data has been attached by the HEI

Attached Documents :

1. [Number of Collaborative activities for research, faculty etc.](#)



Supporting Document:
[1. AAP COMPTIA.pdf](#)

3.5.2

Number of functional MoUs with institutions of National/ International importance, Other Institutions, Industries, Corporate houses etc., during the last five years (only functional MoUs with ongoing activities to be considered)

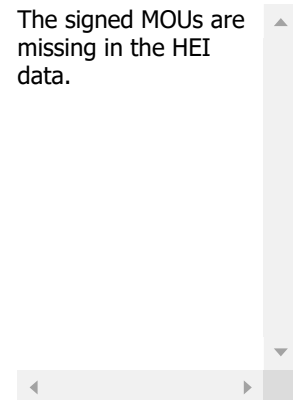
3.5.2.1. Number of functional MoUs with institutions of national, international importance, other universities, industries, corporate houses etc. year-wise during the last five years (only functional MoUs with ongoing activities to be considered)

HEI Input :

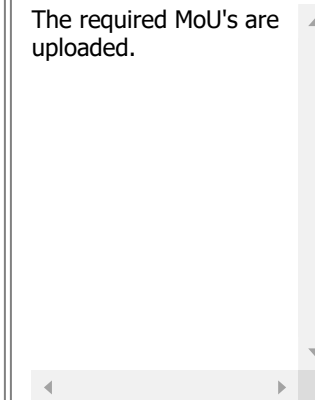
2016-17	2015-16	2014-15	2013-14	2012-13
2	3	2	0	0

Recommended Input :

The signed MOUs are missing in the HEI data.



The required MoU's are uploaded.



Changed After Clarification

Supporting Document:
[MoUs.pdf](#)

	<div style="border: 1px solid black; padding: 5px; margin-bottom: 10px;"> <table style="width: 100%; text-align: center; border-collapse: collapse;"> <tr> <td style="border: 1px solid black; padding: 2px;">2016-17</td> <td style="border: 1px solid black; padding: 2px;">2015-16</td> <td style="border: 1px solid black; padding: 2px;">2014-15</td> <td style="border: 1px solid black; padding: 2px;">2013-14</td> <td style="border: 1px solid black; padding: 2px;">2012-13</td> </tr> <tr> <td style="border: 1px solid black; padding: 2px; color: green;">01</td> <td style="border: 1px solid black; padding: 2px; color: green;">00</td> <td style="border: 1px solid black; padding: 2px; color: green;">1</td> <td style="border: 1px solid black; padding: 2px; color: green;">0</td> <td style="border: 1px solid black; padding: 2px; color: green;">0</td> </tr> </table> </div> <p>Remark :</p> <p>The HEI has provided only two MoU on stamp paper viz. Reliance and ICICI for training of their students on payment of fees. The MoU's are outsourcing Add-on courses to a training agency.</p> <p>Attached Documents :</p> <p>1. Details of functional MoUs with institutions of national, international importance, other universities etc. during the last five years</p>	2016-17	2015-16	2014-15	2013-14	2012-13	01	00	1	0	0			
2016-17	2015-16	2014-15	2013-14	2012-13										
01	00	1	0	0										
<p>4.1.3</p>	<p>Percentage of classrooms and seminar halls with ICT - enabled facilities such as smart class, LMS, etc</p> <p style="padding-left: 20px;">4.1.3.1. Number of classrooms and seminar halls with ICT facilities</p> <p>HEI Input : 18</p> <p>DVV suggested Input : 03</p> <p>HEI clarification Input : 25</p> <p>Recommended Input : 18</p> <p>Remark : The HEI has not attached any additional document in support of its claim. As per the HEI data attached in SSR.</p> <p>Attached Documents :</p> <p>1. Number of classrooms and seminar halls with ICT enabled facilities</p>	<p>As per the HEI data. HEI to provide list of ALL the classrooms and seminar halls indicating their Room Number, whether fitted with LCD, LAN and wi/fi. Pictures with geotagging to be provided.</p>	<p>The college has about 25 classrooms with LCD facility and Wi-Fi facility. The required document is uploaded.</p>	<p>Changed After Clarification</p>										
<p>4.1.4</p>		<p>The HEI has not</p>	<p>The required audited</p>	<p>No Change</p>										

Average percentage of budget allocation, excluding salary for infrastructure augmentation during the last five years.

4.1.4.1. Budget allocation for infrastructure augmentation, excluding salary year-wise during the last five years (INR in Lakhs)

HEI Input :

2016-17	2015-16	2014-15	2013-14	2012-13
3.43	12.68	10.01	8.99	10.75

Attached Documents :

- [1. Details of budget allocation, excluding salary during the last five years](#)

provided Audited finance documents. Mere statement of numbers without supporting proof cannot be evaluated. The HEI may produce proof of the expenditure by the means of audited balance sheets and expenditure income

balance sheet is uploaded.

Supporting Document: [4.1.4.pdf](#)

4.2.3

Does the institution have the following:

- e-journals
- e-ShodhSindhu
- Shodhganga Membership
- e-books
- Databases

HEI Input :

A. Any 4 of the above

DVV suggested Input :

C. Any 2 of the above

HEI clarification Input :

C. Any 2 of the above

Recommended Input :

C. Any 2 of the above

DVV Suggestion Recommended

	<p>Attached Documents :</p> <p>1.Details of subscriptions like e-journals,e-ShodhSindhu,Shodhganga Membership etc.</p>													
<p>4.2.4</p>	<p>Average annual expenditure for purchase of books and journals during the last five years (INR in Lakhs)</p> <p>4.2.4.1. Annual expenditure for purchase of books and journals year-wise during the last five years (INR in Lakhs)</p> <p>HEI Input :</p> <table border="1" data-bbox="353 459 1200 703"> <tr> <td>2016-17</td> <td>2015-16</td> <td>2014-15</td> <td>2013-14</td> <td>2012-13</td> </tr> <tr> <td>5.13</td> <td>9.52</td> <td>6.27</td> <td>5.10</td> <td>13.45</td> </tr> </table> <p>Attached Documents :</p> <p>1.Details of annual expenditure for purchase of books and journals during the last five years</p>	2016-17	2015-16	2014-15	2013-14	2012-13	5.13	9.52	6.27	5.10	13.45	<p>The HEI has not provided Audited finance documents. Mere statement of numbers without supporting proof cannot be evaluated. The HEI may produce proof of the expenditure by the means of audited balance sheets and expenditure income</p>	<p>The required audited balance sheet is uploaded.</p> <p>Supporting Document: Audited Statement 4.2.4 -.pdf</p>	<p>No Change</p>
2016-17	2015-16	2014-15	2013-14	2012-13										
5.13	9.52	6.27	5.10	13.45										
<p>4.2.5</p>	<p>Availability of remote access to e-resources of the library</p> <p>HEI Input : Yes</p> <p>DVV suggested Input : No</p> <p>HEI clarification Input : Yes</p> <p>Recommended Input : Yes</p> <p>Attached Documents :</p> <p>1.Details of remote access to e-resources of the library</p>	<p>HEI to provide link to e-resources of library under library section on website along with username to verify the same.</p>	<p>The link to the e-resources https://dayanandasagar.e-resources</p> <p>Supporting Document: Library Resources Link 4.2.5.pdf</p>	<p>HEIs Clarification Accepted</p>										


<p>4.2.6</p>	<p>Percentage per day usage of library by teachers and students</p> <p>4.2.6.1. Average number of teachers and students using library per day over last one year</p> <p>HEI Input : 189</p> <p>Recommended Input : 47</p> <p>Remark : As per the data attached</p> <p>Attached Documents : 1. Details of library usage by teachers and students</p>	<p>The HEI is to provide output and analysis of the automated system OR register entries. Provide the log book entries of library users on 15 Feb 2016, 23 Oct 2015, 23 Mar 2017, 03 Nov 2016 and 17 Sep 2016</p>	<p>The required scanned copies of log-book is uploaded.</p> <p>Supporting Document: Percentage Usage of Library 4.2.6-.pdf</p>	<p>Changed After Clarification</p>
<p>4.3.2</p>	<p>Student - Computer ratio</p> <p>Attached Documents : 1. Student - Computer ratio</p>	<p>The number of students does not match the data provided elsewhere. HEI to provide copy of the stock register signed by the store incharge and counter signed by the principal.</p>	<p>The required bills and stock register scanned copies are uploaded.</p> <p>Supporting Document: Student Computer Ratio 4.3.2.pdf</p>	<p>No Change</p>
<p>4.3.3</p>	<p>Available bandwidth of internet connection in the Institution (Lease line)</p> <p>HEI Input : >=50 MBPS</p>	<p>The HEI to provide the Latest bills for leased line connection indicating plan and speed.</p>	<p>The required document is being uploaded.</p>	<p>No Change</p>

	<p>Attached Documents :</p> <p>1. Details of available bandwidth of internet connection in the Institution</p>		<p>Supporting Document: Internet Bill 4 .3.3.pdf</p>											
<p>4.4.1</p>	<p>Average Expenditure incurred on maintenance of physical facilities and academic support facilities excluding salary component, as a percentage during the last five years</p> <p>4.4.1.1. Expenditure incurred on maintenance of physical facilities and academic support facilities excluding salary component year-wise during the last five years (INR in Lakhs)</p> <p>HEI Input :</p> <table border="1" data-bbox="353 722 1198 970"> <tr> <td>2016-17</td> <td>2015-16</td> <td>2014-15</td> <td>2013-14</td> <td>2012-13</td> </tr> <tr> <td>10.75</td> <td>8.99</td> <td>10.01</td> <td>6.92</td> <td>3.43</td> </tr> </table> <p>Attached Documents :</p> <p>1. Details about assigned budget and expenditure on physical facilities and academic facilities</p>	2016-17	2015-16	2014-15	2013-14	2012-13	10.75	8.99	10.01	6.92	3.43	<p>The HEI has not provided Audited finance documents. Mere statement of numbers without supporting proof cannot be evaluated. The HEI may produce proof of the expenditure by the means of audited balance sheets and expenditure income</p>	<p>Audited Financial statement has been uploaded.</p> <p>Supporting Document: 4.4.1.pdf</p>	<p>No Change</p>
2016-17	2015-16	2014-15	2013-14	2012-13										
10.75	8.99	10.01	6.92	3.43										
<p>5.1.1</p>	<p>Average percentage of students benefited by scholarships and freeships provided by the Government during the last five years</p> <p>5.1.1.1. Number of students benefited by scholarships and freeships provided by the Government year-wise during the last five years</p> <p>HEI Input :</p> <table border="1" data-bbox="353 1377 1198 1492"> <tr> <td>2016-17</td> <td>2015-16</td> <td>2014-15</td> <td>2013-14</td> <td>2012-13</td> </tr> </table>	2016-17	2015-16	2014-15	2013-14	2012-13	<p>The HEI has not provided any supporting document. To attach list of the students benefited in 2016-17 signed by the principal showing amount of scholarships and freeship received.</p>	<p>The total number of students (revised) sanctioned and received scholarships during the year 2016-17 was 265. The list is enclosed herewith.</p>	<p>No Change</p>					
2016-17	2015-16	2014-15	2013-14	2012-13										

297	335	209	191	170
-----	-----	-----	-----	-----

Attached Documents :

1. [Average percentage of students benefited by scholarships and freeships provided by the Government during the last five years](#)



Supporting Document:
[5.1.1 Scholarship.pdf](#)

5.1.4

Average percentage of student benefited by guidance for competitive examinations and career counselling offered by the institution during the last five years

5.1.4.1. Number of students benefited by guidance for competitive examinations and career counselling offered by the institution year-wise during the last five years

HEI Input :

2016-17	2015-16	2014-15	2013-14	2012-13
1455	1553	1900	1744	1979

DWV suggested Input :

2016-17	2015-16	2014-15	2013-14	2012-13
567	656	523	745	635

HEI clarification Input :

2016-17	2015-16	2014-15	2013-14	2012-13
1455	1553	1900	1744	1979

The HEI to attach list of the students benefited by guidance for competitive examinations and career counselling for the AY 2016-17. Photographs of the set up may also be provided.

All the students in our college are mandated to attend for 2 days in a year for career counselling program. The list is uploaded with the program attended.

DWV Suggestion Recommended

Supporting Document:
[5.1.4 Career Counselling - CIL - 2016-17.pdf](#)

	<p>Recommended Input :</p> <table border="1" style="margin-left: auto; margin-right: auto;"> <tr> <td>2016-17</td> <td>2015-16</td> <td>2014-15</td> <td>2013-14</td> <td>2012-13</td> </tr> <tr> <td>567</td> <td>656</td> <td>523</td> <td>745</td> <td>635</td> </tr> </table> <p>Attached Documents :</p> <p>1. Number of students benefited by guidance for competitive examinations and career counselling during the last five years</p>	2016-17	2015-16	2014-15	2013-14	2012-13	567	656	523	745	635			
2016-17	2015-16	2014-15	2013-14	2012-13										
567	656	523	745	635										
<p>5.1.6</p>	<p>The institution has a transparent mechanism for timely redressal of student grievances including sexual harassment and ragging cases</p> <p>HEI Input : Yes</p> <p>DVV suggested Input : No</p> <p>HEI clarification Input : Yes</p> <p>Recommended Input : Yes</p> <p>Attached Documents :</p> <p>1. Details of student grievances including sexual harassment and ragging cases</p>	<p>The HEI has included an arbitrary data and process. There is no confirmation of further action taken and the grievance being resolved. To provide copy of the minutes of the grievance committee.</p>	<p>The college has constituted Students Grievance Redressal Cell, Anti-Ragging Cell to address students grievances. The required documents are uploaded.</p> <p>Supporting Document: 5.1.6 Student Grievance and Antiragging Minutes.pdf</p>	<p>HEIs Clarification Accepted</p>										
<p>5.2.1</p>	<p>Average percentage of placement of outgoing students during the last five years</p> <p>5.2.1.1. Number of outgoing students placed year-wise during the last five years</p>	<p>The attached data is mere numbers without any supporting proof. The HEI to provide programme wise company wise list of the students placed in</p>	<p>The list of students selected in campus along with the company hired during 2016-17 is uploaded .</p>	<p>No Change</p>										

	<p>HEI Input :</p> <table border="1" style="width: 100%; text-align: center;"> <tr> <td>2016-17</td> <td>2015-16</td> <td>2014-15</td> <td>2013-14</td> <td>2012-13</td> </tr> <tr> <td>185</td> <td>217</td> <td>286</td> <td>296</td> <td>167</td> </tr> </table> <p>Attached Documents :</p> <p>1. Details of student placement during the last five years</p>	2016-17	2015-16	2014-15	2013-14	2012-13	185	217	286	296	167	<p>the year 2016-17 along with photographs OR scan of placement register.</p>	<p>Supporting Document: 5.2.1 Placement 2016-17.pdf</p>	
2016-17	2015-16	2014-15	2013-14	2012-13										
185	217	286	296	167										
<p>5.2.2</p>	<p>Percentage of student progression to higher education (previous graduating batch)</p> <p>5.2.2.1. Number of outgoing students progressing to higher education</p> <p>HEI Input : 30</p> <p>Attached Documents :</p> <p>1. Details of student progression to higher education</p>	<p>The HEI must provide the list of the students for each programme and with Roll No of the Inst where now admitted for HE for at least two students in each programme</p>	<p>The list of students proceeding to higher education along with required data during 2016-17 is uploaded .</p> <p>Supporting Document: 5.2.2 UG to PG.pdf</p>	<p>No Change</p>										
<p>5.3.1</p>	<p>Number of awards/medals for outstanding performance in sports/cultural activities at national / international level (award for a team event should be counted as one) during the last five years.</p> <p>5.3.1.1. Number of awards/medals for outstanding performance in sports/cultural activities at national/international level (award for a team event should be counted as one) year-wise during the last five years</p> <p>HEI Input :</p> <table border="1" style="width: 100%; text-align: center;"> <tr> <td>2016-17</td> <td>2015-16</td> <td>2014-15</td> <td>2013-14</td> <td>2012-13</td> </tr> </table>	2016-17	2015-16	2014-15	2013-14	2012-13	<p>HEI to provide e-copies of certificates of awards/medals for outstanding performance in sports/cultural activities at national/international level in support of their claim. Also HEI to clarify how an individual can be simultaneously</p>	<p>The e-copies of the certificates has been uploaded. As per the clarification sought an individual has contested for two different styles under the same sport. The individual has participated in Karate under KATA and KUMITE styles.</p>	<p>No Change</p>					
2016-17	2015-16	2014-15	2013-14	2012-13										

2	7	0	1	1
---	---	---	---	---

Attached Documents :

1. [Number of awards/medals for outstanding performance in sports/cultural activities at national/international level during the last five years](#)

Supporting Document:
[5.3.1 Sports Certificates.pdf](#)

5.3.3

Average number of sports and cultural activities/ competitions organised at the institution level per year

5.3.3.1. Number of sports and cultural activities / competitions organised at the institution level year-wise during the last five years

HEI Input :

2016-17	2015-16	2014-15	2013-14	2012-13
54	38	36	28	21

DVV suggested Input :

2016-17	2015-16	2014-15	2013-14	2012-13
1	1	1	1	1

HEI clarification Input :

2016-17	2015-16	2014-15	2013-14	2012-13
4	4	4	4	4

Data has been updated as per the relevancy of the events. HEI to provide report and photographs of Annual Sports day for year 2015-16 and the circular regarding the conduct of the same.

The college annually conducts various events under sports meet, cultural fest, literary fest and inter-collegiate fest. The required documents are uploaded.

HEIs Clarification Accepted

Supporting Document:
[Sports Cultural Report 5.3.3.pdf](#)

	<p>Recommended Input :</p> <table border="1" style="width: 100%; text-align: center;"> <tr> <td>2016-17</td> <td>2015-16</td> <td>2014-15</td> <td>2013-14</td> <td>2012-13</td> </tr> <tr> <td>4</td> <td>4</td> <td>4</td> <td>4</td> <td>4</td> </tr> </table> <p>Attached Documents :</p> <p>1. Number of sports and cultural activities / competitions organised per year</p>	2016-17	2015-16	2014-15	2013-14	2012-13	4	4	4	4	4			
2016-17	2015-16	2014-15	2013-14	2012-13										
4	4	4	4	4										
<p>5.4.3</p>	<p>Number of Alumni Association / Chapters meetings held during the last five years</p> <p>5.4.3.1. Number of Alumni Association /Chapters meetings held year-wise during the last five years</p> <p>HEI Input :</p> <table border="1" style="width: 100%; text-align: center;"> <tr> <td>2016-17</td> <td>2015-16</td> <td>2014-15</td> <td>2013-14</td> <td>2012-13</td> </tr> <tr> <td>2</td> <td>2</td> <td>1</td> <td>1</td> <td>1</td> </tr> </table> <p>Attached Documents :</p> <p>1. Number of Alumni Association / Chapters meetings conducted during the last five years.</p>	2016-17	2015-16	2014-15	2013-14	2012-13	2	2	1	1	1	<p>The HEI must provide reports and proceedings of the alumni meetings signed by the principal and president of the association.</p>	<p>The required documents duly signed by the Principal are uploaded.</p> <p>Supporting Document: 5.4.3 Alumni.pdf</p>	<p>No Change</p>
2016-17	2015-16	2014-15	2013-14	2012-13										
2	2	1	1	1										
<p>6.2.3</p>	<p>Implementation of e-governance in areas of operation</p> <ol style="list-style-type: none"> 1. Planning and Development 2. Administration 3. Finance and Accounts 4. Student Admission and Support 5. Examination <p>HEI Input :</p>	<p>Institutional budget statements. ERP Document OR e-copies of the invoice. Screen shots of user interfaces of each module. Annual e-governance report approved by Governing Council signed by the principal.</p>	<p>The required documents with proof has been uploaded.</p>	<p>DVV Suggestion Recommended</p>										

	<p>A. All 5 of the above</p> <p>DWV suggested Input : D. Any 2 of the above</p> <p>HEI clarification Input : D. Any 2 of the above</p> <p>Recommended Input : D. Any 2 of the above</p> <p>Attached Documents :</p> <p>1. Details of implementation of e-governance in areas of operation Planning and Development,Administration etc</p>		<p>Supporting Document: 6.2.3.pdf</p>											
<p>6.3.2</p>	<p>Average percentage of teachers provided with financial support to attend conferences/workshops and towards membership fee of professional bodies during the last five years</p> <p>6.3.2.1. Number of teachers provided with financial support to attend conferences / workshops and towards membership fee of professional bodies year-wise during the last five years</p> <p>HEI Input :</p> <table border="1" data-bbox="353 938 1196 1182"> <tr> <td>2016-17</td> <td>2015-16</td> <td>2014-15</td> <td>2013-14</td> <td>2012-13</td> </tr> <tr> <td>0</td> <td>1</td> <td>10</td> <td>14</td> <td>33</td> </tr> </table> <p>Attached Documents :</p> <p>1. Details of teachers provided with financial support to attend conferences,workshops etc. during the last five years</p>	2016-17	2015-16	2014-15	2013-14	2012-13	0	1	10	14	33	<p>The HEI has provided multiple names of the same many faculty. Further for the same conf differential amounts have been shown to be paid. The amount does not reflect in the year's expenditure details.</p>	<p>The college facilitated same faculty to attend many programs in a year hence the names reflected multiple times. In a conference different fee structure is prescribed for different conference attendees, for example 1. For Paper presentation 2. For simple Participation 3. For Journal Proceedings</p> <p>Supporting Document: 6.3.2.pdf</p>	<p>No Change</p>
2016-17	2015-16	2014-15	2013-14	2012-13										
0	1	10	14	33										
<p>6.3.3</p>	<p>Average number of professional development /administrative training programs organized by the institution for teaching and non teaching staff during the last five years</p>	<p>The HEI has included unrelated activities under this ID. To attach photographs and report on the</p>	<p>The required details of the programs conducted by the institution has been uploaded.</p>	<p>HEIs Clarification Accepted</p>										

6.3.3.1. Total number of professional development / administrative training programs organized by the Institution for teaching and non teaching staff year-wise during the last five years

HEI Input :

2016-17	2015-16	2014-15	2013-14	2012-13
7	14	5	4	2

DWV suggested Input :

2016-17	2015-16	2014-15	2013-14	2012-13
2	4	5	4	2

HEI clarification Input :

2016-17	2015-16	2014-15	2013-14	2012-13
7	13	5	4	2

Recommended Input :

2016-17	2015-16	2014-15	2013-14	2012-13
7	13	5	4	2

Attached Documents :

professional development programs.

Supporting Document:
[Programs Conducted 6.3.3.pdf](#)

	<p>1.Details of professional development / administrative training programs organized by the Institution for teaching and non teaching staff</p>																							
<p>6.3.4</p>	<p>Average percentage of teachers attending professional development programs viz., Orientation Program, Refresher Course, Short Term Course, Faculty Development Program during the last five years</p> <p>6.3.4.1. Total number of teachers attending professional development programs, viz., Orientation Program, Refresher Course, Short Term Course, Faculty Development Programs year-wise during the last five years</p> <p>HEI Input :</p> <table border="1" data-bbox="353 485 1198 730"> <tr> <td>2016-17</td> <td>2015-16</td> <td>2014-15</td> <td>2013-14</td> <td>2012-13</td> </tr> <tr> <td>41</td> <td>25</td> <td>40</td> <td>10</td> <td>22</td> </tr> </table> <p>Recommended Input :</p> <table border="1" data-bbox="353 791 1198 1037"> <tr> <td>2016-17</td> <td>2015-16</td> <td>2014-15</td> <td>2013-14</td> <td>2012-13</td> </tr> <tr> <td>41</td> <td>25</td> <td>37</td> <td>10</td> <td>22</td> </tr> </table> <p>Remark : Removing duplicates in the HEI data</p> <p>Attached Documents :</p> <p>1.Details of teachers attending professional development programs during the last five years</p>	2016-17	2015-16	2014-15	2013-14	2012-13	41	25	40	10	22	2016-17	2015-16	2014-15	2013-14	2012-13	41	25	37	10	22	<p>Since the data in 6.3.3 is changing these numbers would also change. The HEI has included unrelated activities under this ID. To attach list of faculty attending the professional development programs.</p>	<p>The college motivates all the faculty members to attend various professional development programs based on curriculum requirements and to enhance knowledge. The list of faculty attended is enclosed.</p> <p>Supporting Document: 6.3.4.pdf</p>	<p>Changed After Clarification</p>
2016-17	2015-16	2014-15	2013-14	2012-13																				
41	25	40	10	22																				
2016-17	2015-16	2014-15	2013-14	2012-13																				
41	25	37	10	22																				
<p>6.5.3</p>	<p>Average number of quality initiatives by IQAC for promoting quality culture per year</p> <p>6.5.3.1. Number of quality initiatives by IQAC for promoting quality year-wise for the last five years</p>	<p>The HEI to provide IQAC link for verification for upload of data/information. Copy of circular/reports/newslet</p>	<p>The required copies of invitations, reports, circulars , etc has been uploaded.</p>	<p>No Change</p>																				

HEI Input :

2016-17	2015-16	2014-15	2013-14	2012-13
6	7	3	1	8

Attached Documents :

1. [Number of quality initiatives by IQAC per year for promoting quality culture](#)

/invitation letter/brochure per event.

Supporting Document: [Quality Initiatives 6.5.3.pdf](#)

7.1.1

Number of gender equity promotion programs organized by the institution during the last five years

7.1.1.1. Number of gender equity promotion programs organized by the institution year-wise during the last five years

HEI Input :

2016-17	2015-16	2014-15	2013-14	2012-13
4	0	1	0	2

DWV suggested Input :

2016-17	2015-16	2014-15	2013-14	2012-13
1	0	0	0	2

HEI clarification Input :

2016-17	2015-16	2014-15	2013-14	2012-13
---------	---------	---------	---------	---------

The HEI has provided list containing activities not related to this metric ID. Eg health and biology related to females.

The updated data for the activities related to this metric has been uploaded.

Supporting Document: [7.1.1N.pdf](#)

HEIs Clarification Accepted

	<div style="border: 1px solid black; padding: 5px; margin-bottom: 10px;"> <table style="width: 100%; text-align: center;"> <tr> <td style="border: 1px solid black; width: 20px; height: 20px;">2</td> <td style="border: 1px solid black; width: 20px; height: 20px;">0</td> <td style="border: 1px solid black; width: 20px; height: 20px;">1</td> <td style="border: 1px solid black; width: 20px; height: 20px;">0</td> <td style="border: 1px solid black; width: 20px; height: 20px;">2</td> </tr> </table> </div> <p>Recommended Input :</p> <div style="border: 1px solid black; padding: 5px; margin-bottom: 10px;"> <table style="width: 100%; text-align: center;"> <tr> <td style="border: 1px solid black; width: 20px; height: 20px;">2016-17</td> <td style="border: 1px solid black; width: 20px; height: 20px;">2015-16</td> <td style="border: 1px solid black; width: 20px; height: 20px;">2014-15</td> <td style="border: 1px solid black; width: 20px; height: 20px;">2013-14</td> <td style="border: 1px solid black; width: 20px; height: 20px;">2012-13</td> </tr> <tr> <td style="border: 1px solid black; width: 20px; height: 20px;">2</td> <td style="border: 1px solid black; width: 20px; height: 20px;">0</td> <td style="border: 1px solid black; width: 20px; height: 20px;">1</td> <td style="border: 1px solid black; width: 20px; height: 20px;">0</td> <td style="border: 1px solid black; width: 20px; height: 20px;">2</td> </tr> </table> </div> <p>Attached Documents :</p> <p>1. List of gender equity promotion programs organized by the institution</p>	2	0	1	0	2	2016-17	2015-16	2014-15	2013-14	2012-13	2	0	1	0	2			
2	0	1	0	2															
2016-17	2015-16	2014-15	2013-14	2012-13															
2	0	1	0	2															
<p>7.1.3</p>	<p>Alternate Energy initiatives such as:</p> <ol style="list-style-type: none"> Percentage of annual power requirement of the Institution met by the renewable energy sources <p>7.1.3.1. Annual power requirement met by the renewable energy sources (in KWH)</p> <p>HEI Input : 150</p> <p>7.1.3.2. Total annual power requirement (in KWH)</p> <p>HEI Input : 300</p> <p>Attached Documents :</p> <p>1. Details of power requirement of the Institution met by renewable energy sources</p>	<p>HEI has not provided any data in support of its claim for renewable energy sources. Photographs and/or invoices of the renewable energy sources may be provided.</p>	<p>The required documents are uploaded.</p> <p>Supporting Document: 7.1.3N.pdf</p>	<p>No Change</p>															
<p>7.1.8</p>	<p>Average percentage expenditure on green initiatives and waste management excluding salary component during the last five years</p>	<p>HEI has not provided any data in support of its claim for green initiatives and waste management.</p>	<p>The required data with proof is being uploaded.</p>	<p>No Change</p>															

7.1.8.1. Total expenditure on green initiatives and waste management excluding salary component year-wise during the last five years(INR in Lakhs)

HEI Input :

2016-17	2015-16	2014-15	2013-14	2012-13
4.5	6.1	3.25	3.75	2.5

Attached Documents :

1. [Details of expenditure on green initiatives and waste management during the last five years](#)

Photographs and/or invoices of the efforts may be provided.

Supporting Document:
[7.1.8N.pdf](#)

7.1.9

Differently abled (Divyangjan) Friendliness Resources available in the institution:

1. Physical facilities
2. Provision for lift
3. Ramp / Rails
4. Braille Software/facilities
5. Rest Rooms
6. Scribes for examination
7. Special skill development for differently abled students
8. Any other similar facility (Specify)

HEI Input :

B. At least 6 of the above

DVV suggested Input :

D. At least 2 of the above

HEI clarification Input :

D. At least 2 of the above

Recommended Input :

D. At least 2 of the above

Attached Documents :

The HEI has not provided any data in support of its claim. Similarly physical facilities and special skill development facilities have not been mentioned.

The facilities for differently abled students has been uploaded.

Supporting Document:
[7.1.9N.pdf](#)

DVV Suggestion Recommended

1. [Resources available in the institution for Divyangjan](#)

7.1.10

Number of Specific initiatives to address locational advantages and disadvantages during the last five years 7.1.10.1. Number of specific initiatives to address locational advantages and disadvantages year-wise during the last five years

HEI Input :

2016-17	2015-16	2014-15	2013-14	2012-13
1	1	1	2	1

DVV suggested Input :

2016-17	2015-16	2014-15	2013-14	2012-13
0	0	0	0	0

HEI clarification Input :

2016-17	2015-16	2014-15	2013-14	2012-13
1	1	1	2	1

Recommended Input :

2016-17	2015-16	2014-15	2013-14	2012-13
0	0	0	0	0

The HEI has provided generic list containing activities not related to this metric ID. The HEI is to rework the list and distribute the data to various Metrics as per applicability and relevance.

The updated list of activities under the required metric has been uploaded.

Supporting Document: [7.1.10.pdf](#)

DVV Suggestion Recommended

Attached Documents :

[1.Number of Specific initiatives to address locational advantages and disadvantages](#)

7.1.11

Number of initiatives taken to engage with and contribute to local community during the last five years (Not addressed elsewhere)

7.1.11.1. Number of initiatives taken to engage with and contribute to local community year-wise during the last five years

HEI Input :

2016-17	2015-16	2014-15	2013-14	2012-13
2	1	2	3	2

DVV suggested Input :

2016-17	2015-16	2014-15	2013-14	2012-13
1	0	0	1	1

HEI clarification Input :

2016-17	2015-16	2014-15	2013-14	2012-13
1	0	0	1	1

Recommended Input :







The HEI has provided generic list containing activities not related to this metric ID. The HEI is to rework the list and distribute the data to various Metrics as per applicability and relevance.

The updated details are being uploaded.

Supporting Document: [7.1.11N.pdf](#)

DVV Suggestion Recommended

	<table border="1" style="width: 100%; text-align: center;"> <tr> <td>2016-17</td> <td>2015-16</td> <td>2014-15</td> <td>2013-14</td> <td>2012-13</td> </tr> <tr> <td>1</td> <td>0</td> <td>0</td> <td>1</td> <td>1</td> </tr> </table> <p>Attached Documents :</p> <p>1. Details of initiatives taken to engage with local community during the last five years</p>	2016-17	2015-16	2014-15	2013-14	2012-13	1	0	0	1	1			
2016-17	2015-16	2014-15	2013-14	2012-13										
1	0	0	1	1										
<p>7.1.12</p>	<p>Code of conduct handbook exists for students, teachers, governing body, administration including Vice Chancellor / Director / Principal /Officials and support staff</p> <p>HEI Input : Yes</p> <p>DVV suggested Input : No</p> <p>HEI clarification Input : Yes</p> <p>Recommended Input : Yes</p> <p>Attached Documents :</p>	<p>The HEI has neither provided a signed copy nor a working link. The website does not support the claim of the HEI.</p>	<p>The required link is : https://dayanandasagar.e</p> <p>Supporting Document: DSCASC Values code.pdf</p>	<p>HEIs Clarification Accepted</p>										
<p>7.1.13</p>	<p>Display of core values in the institution and on its website</p> <p>HEI Input : Yes</p> <p>Attached Documents :</p>	<p>The HEI has provided a non-working URL.</p>	<p>The required link is : https://dayanandasagar.e</p>	<p>No Change</p>										

	<p>1. Provide URL of website that displays core values</p>		 Supporting Document: DSCASC Values code.pdf	
<p>7.1.14</p>	<p>The institution plans and organizes appropriate activities to increase consciousness about national identities and symbols; Fundamental Duties and Rights of Indian citizens and other constitutional obligations</p> <p>HEI Input : Yes</p> <p>DVV suggested Input : No</p> <p>HEI clarification Input : Yes</p> <p>Recommended Input : Yes</p> <p>Attached Documents :</p> <p>1. Details of activities organized to increase consciousness about national identities and symbols</p>	<p>The HEI has provided generic list containing activities not related to this metric ID. The HEI is to rework the list and distribute the data to various Metrics as per applicability and relevance.</p> 	<p>The required is being updated with proof.</p>  Supporting Document: 7.1.14N.pdf	<p>HEIs Clarification Accepted</p>
<p>7.1.17</p>	<p>Number of activities conducted for promotion of universal values (Truth, Righteous conduct, Love, Non-Violence and peace); national values, human values, national integration, communal harmony and social cohesion as well as for observance of fundamental duties during the last five years</p> <p>HEI Input :</p> <p>Recommended Input : 03</p> <p>Remark :</p>	<p>The HEI to provide photographs and reports of the following events. Yr 16-17 Sl 2 Yr 15-16 Sl 1 Yr 14-15 Sl 4 Yr 13-14 Sl 3 Yr 12-13 Sl 3</p> 	<p>The list of activities conducted with proof is being uploaded.</p> 	<p>Changed After Clarification</p>

Celebrations of Teachers's Day or Jayanti do not form part of this Metric unless the activities conducted have theme and aim of promotion of universal values (Truth, Righteous conduct, Love, Non-Violence and peace); national values, human values, national integration, communal harmony and social cohesion as well as for observance of fundamental duties

Attached Documents :

1. [List of activities conducted for promotion of universal values](#)

Supporting Document:
[17.1.17.pdf](#)

Powered By KELTRON Software Team

Copyright © 2017 [naac.gov.in](#). All rights reserved.

x

Change password

Old Password

New Password

Confirm Password

Submit

Cancel

Password policy:

It should contain atleast:

- one character (A-Z or a-z)
- one number (0-9)
- and a special character (!,\$,#,%,_,@)